

# winterfell cowl

by jeane decoster + fancy tiger crafts



A rustic lace cowl that will warm your bones when winter comes, my child.

The simplest of lace combined with lofty Heirloom worsted weight yarn make this cowl knit up in the blink of a dragon's eye. The 100% Romney sheepswool, shorn from descendants of medieval longwool breeds, keeps warm in the harshest of climes. Finish your cowl with a leather closure from Jul for the most distinctive Winterfell fashion, or stitch on a leather or cast metal button as a closure.

*materials:* 1 skein Fancy Tiger Crafts' Heirloom Romney (shown in Fava Bean) or 100 yds worsted-aran weight yarn

Jul Leather Closure (shown in Florentine Hinge Closure-- Chocolate Brown)

*needles & such:* Size US 10 (6mm) knitting needles  
darning needle

*gauge:* 3.5 sts & 6.5 rows to 1" in garter stitch

xxx WINTERFELL COWL PATTERN xxx









A distinctive and noble collar that coordinates with everything from furs to silken smallclothes.

**PATTERN:**

Cast on 20 sts. Knit one row.

Follow 10 row Lace Chart. Repeat these rows 12 times, or until piece is as long as desired. On final lace repeat, bind off all sts for row 10.

Break yarn and draw tail through remaining st. Weave in ends. Attach Jul leather clasp or other closure. You are finished!

- |   |                      |
|---|----------------------|
|  | K1 right side        |
|  | K1 wrong side        |
|  | K2tog (decrease one) |
|  | YO (yarn over)       |
|  | BO (bind off one)    |
|  | Slip one purlwise    |

## LACE CHART