

HEART ILLUSION WASHCLOTH



Washcloths are a great way to learn new techniques! Here's an illusion knit washcloth with a heart motif.


Illusion knitting isn't as hard as it looks—it's just knits and purls!

Yarn: Two contrasting colors of worsted weight dishcloth cotton, about 50 yards each.

(Sample knit with white as background color and pink as design color.)

Needles: size US 6 (4.0mm), or size appropriate to your yarn.

Gauge: not important in this pattern.



Abbreviations:

st, sts: stitch, stitches

k: knit

p: purl

MC: main color (background)

CC: contrast color (design)

ws: Wrong side

rs: Right side

Since we are working flat knitting (back and forth), read the chart from left to right, starting at the bottom. (It doesn't matter in this case, since the design is symmetrical, but keep it in mind, since it is important in cases where the design is asymmetrical.)

Directions:

Using long-tail cast-on, cast on 35 sts using MC.

Edge Row 1 (ws): knit one row in MC.

Edge Row 2 and 3: Using CC, knit.

Now, start knitting from chart as follows:

Row 1a: (rs) Using MC, knit all sts.

Row 1b: (ws) Using MC, knit edge sts, knit white squares, purl black squares.

Row 1c: (rs) Using CC, knit all sts.

Row 1d: (ws) Using CC, knit edge sts, purl white squares, knit black squares.

Repeat these 4 rows for each row of chart.

After all 4 knitted rows for chart Row 15 have been completed, then work top edge as follows:


Using MC, knit 2 rows.

Using CC, knit 2 rows.

Using MC, knit one row.

Next row - bind off using MC.

Weave in ends and block.



This Pattern is provided for your personal, non-commercial use and may not be resold or shared. Questions? Problems? Email hs@heatherstorta.com or check the heatherstorta.com errata page.

CHARTS

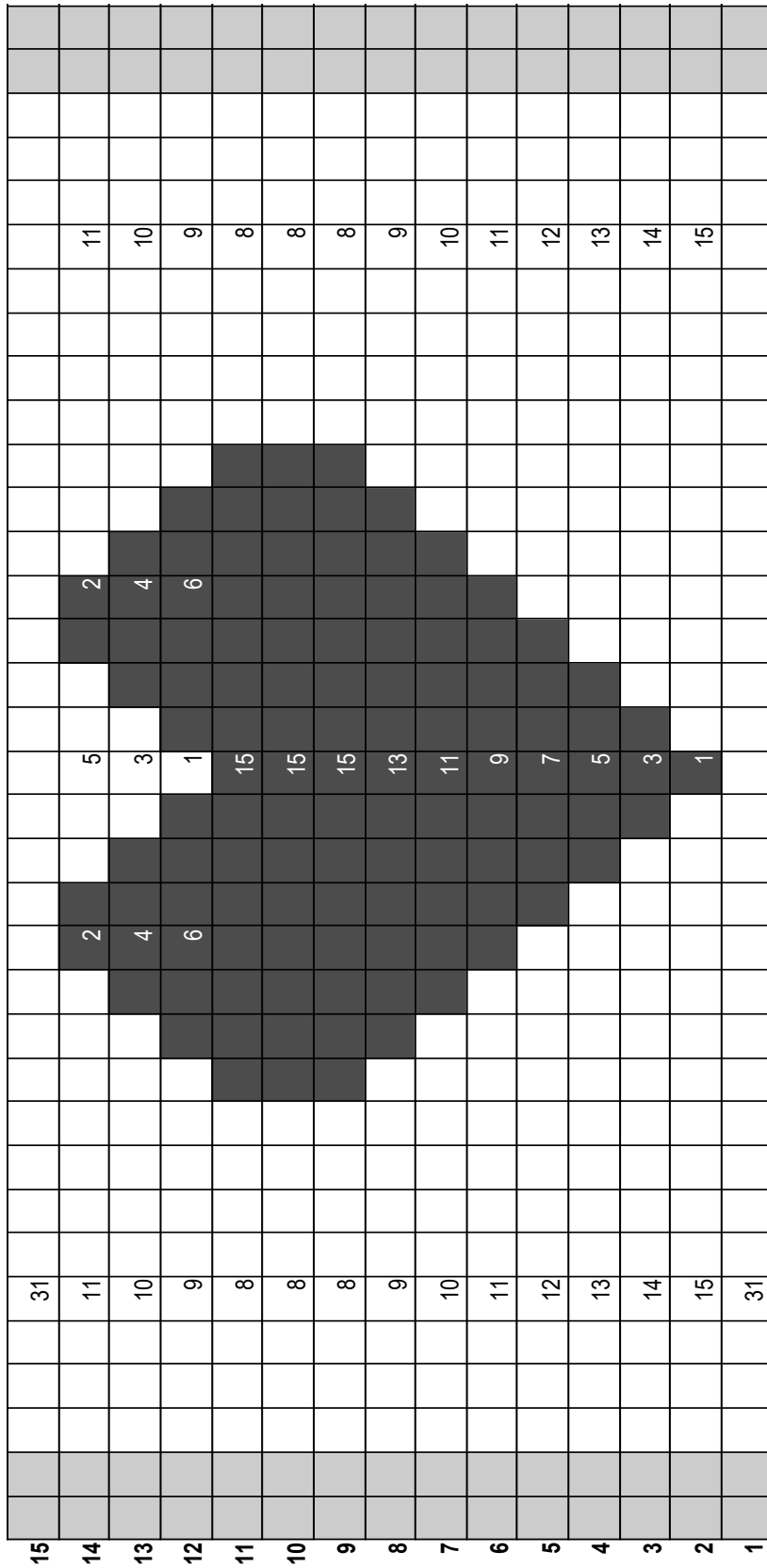


Chart Legend (work from chart on wrong side rows):

(The numbers inside the chart are the stitch counts for each section of knits or purls - excluding the gray squares.)

Gray squares: Edge sts. In MC and CC - knitted every row.

White squares: In MC, knitted. In CC, purled.

Black squares: In MC, purled. In CC, knitted.