Lost in transit!

This is an elegant scarf done only on simple knit and purl stitches along with yarn overs, k2tog and ssk. This is a perfect scarf for adventurous beginners wanting to jump into knitting lace. It is also a perfect scarf to learn knitting from the chart.



Materials:

Approximately 400 yards of fingering weight yarn
3.75mm (US 5) or 4mm (US 6) needles

If you use slightly larger needles than the ones suggested for the yarn, you will get a larger and lacier scarf. Since this is a scarf, it can be done in any weight of yarn and size of needles. However, the amount of yarn required will vary according to your selection and preference.

The scarf will curl as its based on stockinette stitch. Blocking helps reduce the curling. Hence, yarn with natural fiber is a good idea.

Stitch definitions:

k - knit stitch
yo – yarn over (bring the yarn to the front of the work as if to purl and work the next stitch)
k2tog - knit 2 stitches together
ssk – slip one stitch as if to knit to the right needle. Slip another stitch likewise. Insert the left hand needle through the front loops of the stitches you just slipped and knit them together.

Gauge:

Gauge is not crucial but will vary depending on the yarn and needle you use.

Pattern:

Cast on 44 stitches using your favorite cast on method.

The first and last 4 stitches are the border stitches done in garter stitch. Knit them on all rows.
However, to achieve a chained selvedge, please follow the optional instructions below.

Optional: To achieve a chained selvedge, slip the first stitch knitwise and knit the last stitch on all odd rows and slip the first stitch purlwise and purl the last stitch on the even rows. So, the border stitches will look like this:

Odd numbered rows: Slip first stitch knitwise, k3,{knit pattern stitches},k4
Even numbered rows: Slip first stitch purlwise, k3,{knit pattern stitches},k3,p1

Instructions:

Knit 4 rows in garter stitch (knit all rows)
Begin working in lace pattern either following the written pattern or the chart beginning with chart A and alternating chart B & A.

Note: Every row begins and ends with a border of 4 knit stitches. These border stitches are NOT shown in the chart but are included in the written instructions (shown outside the curly braces).

Alternate the charts A & B till the scarf is as long as you want it ending with R70 of chart A or chart B. Knit 4 rows in garter stitch (knit all rows). Bind off the stitches. Cut yarn leaving a few inches for weaving in.

Written instructions:

Chart - A:

R1: k4 , { *k10 , k2tog , yo* , Repeat between * twice more } , k4

R2 and all even numbered rows up to R70: k4 , p36 , k4

R3: k4 , {k9 , *k2tog , yo , k10* Repeat between * once more , k2tog , yo , k1 } , k4

R5: k4 , {k8 , *k2tog , yo , k10* Repeat between * once more , k2tog , yo , k2 } , k4

R7: k4 , {k7 , *k2tog , yo , k10* Repeat between * once more , k2tog , yo , k3 } , k4

R9: k4 , {k6 , *k2tog , yo , k10* Repeat between * once more , k2tog , yo , k4 } , k4

R11: k4 , { k5 , *k2tog , yo , k10* Repeat between * once more , k2tog , yo , k5 } , k4

R13: k4 , { k4 , *k2tog , yo , k10* Repeat between * once more , k2tog , yo , k1 , yo , ssk , k3 } , k4

R15: k4 , { k3 , *k2tog , yo , k10* Repeat between * once more , k2tog , yo , k3 , yo , ssk , k2 } , k4

R17: k4 , {k2 , *k2tog , yo , k10* Repeat between * once more , k2tog , yo , k5 , yo , ssk , k1 } , k4

R19: k4 , { k1 , *k2tog , yo , k10* Repeat between * once more , k2tog , yo , k7 , yo , ssk } , k4

R21: k4 , {*k2tog , yo , k10* Repeat between * twice more } , k4

R23: k4 , { k11 , k2tog , yo , k10 , k2tog , yo , k11 } , k4

R25: k4 , { k10 , k2tog , yo , k10 , k2tog , yo , k1 , yo , ssk , k9 } , k4

R27: k4 , { k9 , k2tog , yo , k10 , k2tog , yo , k3 , yo , ssk , k8 } , k4

R29: k4 , { k8 , k2tog , yo , k10 , k2tog , yo , k5 , yo , ssk , k7 } , k4

R31: k4 , { k7 , k2tog , yo , k10 , k2tog , yo , k7 , yo , ssk , k6 } , k4

R33: k4 , { k6 , k2tog , yo , k10 , k2tog , yo , k9 , yo , ssk , k5 } , k4

R35: k4 , {k5 , k2tog , yo , k10 , k2tog , yo , k11 , yo , ssk , k4 } , k4

R37:k4 , { k4 , k2tog , yo , k10 , k2tog , yo , k1 , yo , ssk , k10 , yo , ssk , k3 } , k4

R39: k4 , {k3 , k2tog , yo , k10 , k2tog , yo , k3 , yo , ssk , k10 , yo , ssk , k2 } , k4

R41: k4 , {k2 , k2tog , yo , k10 , k2tog , yo , k5 , yo , ssk , k10 , yo , ssk , k1 } , k4

R43: k4 , {k1 , k2tog , yo , k10 , k2tog , yo , k7 , yo , ssk , k10 , yo , ssk } , k4

R45: k4 , {k2tog , yo , k10 , k2tog , yo , k9 , yo , ssk , k11 } , k4

R47: k4 , {k11 , k2tog , yo , k11 , yo , ssk , k10 } , k4

R49: k4 , {k10 , k2tog , yo , k1 , yo , ssk , k10 , yo , ssk , k9 } , k4

R51: k4 , { k9 , k2tog , yo , k3 , yo , ssk , k10 , yo , ssk , k8 } , k4

R53: k4 , {k8 , k2tog , yo , k5 , yo , ssk , k10 , yo , ssk , k7 } , k4

R55: k4 , {k7 , k2tog , yo , k7 , yo , ssk , k10 , yo , ssk , k6 } , k4

R57: k4 , {k6 , k2tog , yo , k9 , yo , ssk , k10 , yo , ssk , k5 } , k4

R59: k4 , {k5 , k2tog , yo , k11 , yo , ssk , k10 , yo , ssk , k4 } , k4

R61: k4 , {k4 , k2tog , yo , k1 , yo , ssk , k10 , yo , ssk , k10 , yo , ssk , k3 } , k4

R63: k4 , {k3 , k2tog , yo , k3 , yo , ssk , k10 , yo , ssk , k10 , yo , ssk , k2 } , k4

R65: k4 , {k2 , k2tog , yo , k5 , yo , ssk , k10 , yo , ssk , k10 , yo , ssk , k1 } , k4

R67: k4 , { k1 , k2tog , yo , k7 , yo , ssk , k10 , yo , ssk , k10 , yo , ssk } , k4

R69: k4 , { k2tog , yo , k9 , yo , ssk , k10 , yo , ssk , k11 } , k4

Chart - B:

R1: k4 , { *yo , ssk , k10* , Repeat between * twice more } , k4

R2 and all even numbered rows up to R70: k4 , p36 , k4

R3: k4 , {k1 , *yo , ssk , k10* Repeat between * once more , yo , ssk , k9 } , k4

R5: k4 , { k2 , *yo , ssk , k10* Repeat between * once more , yo , ssk , k8 } , k4

R7: k4 , { k3 , *yo , ssk , k10* Repeat between * once more , yo , ssk , k7 } , k4

R9: k4 , {k4 , *yo , ssk , k10* Repeat between * once more , yo , ssk , k6 } , k4

R11: k4 , {k5 , *yo , ssk , k10* Repeat between * once more , yo , ssk , k5 } , k4

R13: k4 , { k3 , k2tog , yo , k1 , yo , ssk , *k10 , yo , ssk * Repeat between * once more , k4 } , k4

R15: k4 , { k2 , k2tog , yo , k3 , yo , ssk , *k10 , yo , ssk * Repeat between * once more , k3 } , k4

R17: k4 , { k1 , k2tog , yo , k5 , yo , ssk , *k10 , yo , ssk * Repeat between * once more , k2 } , k4

R19: k4 , { k2tog , yo , k7 , yo , ssk , *k10 , yo , ssk* Repeat between * once more , k1 } , k4

R21: k4 , { *k10 , yo , ssk * Repeat between * twice more } , k4

R23: k4 , { k11 , yo , ssk , k10 , yo , ssk , k11 } , k4

R25: k4 , { k9 , k2tog , yo , k1 , yo , ssk , k10 , yo , ssk , k10 } , k4

R27: k4 , { k8 , k2tog , yo , k3 , yo , ssk , k10 , yo , ssk , k9 } , k4

R29: k4 , {k7 , k2tog , yo , k5 , yo , ssk , k10 , yo , ssk , k8 } , k4

R31: k4 , {k6 , k2tog , yo , k7 , yo , ssk , k10 , yo , ssk , k7 } , k4

R33: k4 , { k5 , k2tog , yo , k9 , yo , ssk , k10 , yo , ssk , k6 } , k4

R35: k4 , {k4 , k2tog , yo , k11 , yo , ssk , k10 , yo , ssk , k5 } , k4

R37: k4 , {k3 , k2tog , yo , k10 , k2tog , yo , k1 , yo , ssk , k10 , yo , ssk , k4 } , k4

R39: k4 , { k2 , k2tog , yo , k10 , k2tog , yo , k3 , yo , ssk , k10 , yo , ssk , k3 } , k4

R41: k4 , { k1 , k2tog , yo , k10 , k2tog , yo , k5 , yo , ssk , k10 , yo , ssk , k2 } , k4

R43: k4 , {k2tog , yo , k10 , k2tog , yo , k7 , yo , ssk , k10 , yo , ssk , k1 } , k4

R45: k4 , { k11 , k2tog , yo , k9 , yo , ssk , k10 , yo , ssk } , k4

R47: k4 , {k10 , k2tog , yo , k11 , yo , ssk , k11 } , k4

R49: k4 , { k9 , k2tog , yo , k10 , k2tog , yo , k1 , yo , ssk , k10 } , k4

R51: k4 , {k8 , k2tog , yo , k10 , k2tog , yo , k3 , yo , ssk , k9 } , k4

R53: k4 , {k7 , k2tog , yo , k10 , k2tog , yo , k5 , yo , ssk , k8 } , k4

R55: k4 , {k6 , k2tog , yo , k10 , k2tog , yo , k7 , yo , ssk , k7 } , k4

R57: k4 , {k5 , k2tog , yo , k10 , k2tog , yo , k9 , yo , ssk , k6 } , k4

R59: k4 , {k4 , k2tog , yo , k10 , k2tog , yo , k11 , yo , ssk , k5 } , k4

R61: k4 , { k3 , k2tog , yo , k10 , k2tog , yo , k10 , k2tog , yo , k1 , yo , ssk , k4 } , k4

R63: k4 , {k2 , k2tog , yo , k10 , k2tog , yo , k10 , k2tog , yo , k3 , yo , ssk , k3 } , k4

R65: k4 , {k1 , k2tog , yo , k10 , k2tog , yo , k10 , k2tog , yo , k5 , yo , ssk , k2 } , k4

R67: k4 , {k2tog , yo , k10 , k2tog , yo , k10 , k2tog , yo , k7 , yo , ssk , k1 } , k4

R69: k4 , { k11 , k2tog , yo , k10 , k2tog , yo , k9 , yo , ssk } , k4

Chart – A

R2 and all even numbered rows up to R70: k4, p36, k4

											λ	O											λ	O										O	ʎ	69
λ	O										λ	O											λ	O								O	ʎ		67
	λ	O										λ	O											λ	O						O	ʎ			65
		λ	O										λ	O											λ	O				O	ʎ				63
			λ	O										λ	O											λ	O		O	ʎ					61
				λ	O										λ	O												O	ʎ						59
					λ	O										λ	O										O	ʎ							57
						λ	O										λ	O								O	ʎ								55
							λ	O										λ	O						O	ʎ									53
								λ	O										λ	O				O	ʎ										51
									λ	O										λ	O		O	ʎ											49
										λ	O												O	ʎ												47
											λ	O										O	ʎ											O	ʎ	45
λ	O											λ	O								O	ʎ											O	ʎ		43
	λ	O											λ	O						O	ʎ											O	ʎ			41
		λ	O											λ	O				O	ʎ											O	ʎ				39
			λ	O											λ	O		O	ʎ											O	ʎ					37
				λ	O												O	ʎ											O	ʎ						35
					λ	O										O	ʎ											O	ʎ							33
						λ	O								O	ʎ											O	ʎ								31
							λ	O						O	ʎ											O	ʎ									29
								λ	O				O	ʎ											O	ʎ										27
									λ	O		O	ʎ											O	ʎ											25
											O	ʎ											O	ʎ												23
										O	ʎ											O	ʎ											O	ʎ	21
λ	O								O	ʎ											O	ʎ											O	ʎ		19
	λ	O						O	ʎ											O	ʎ											O	ʎ			17
		λ	O				O	ʎ											O	ʎ											O	ʎ				15
			λ	O		O	ʎ											O	ʎ											O	ʎ					13
					O	ʎ											O	ʎ											O	ʎ						11
				O	ʎ											O	ʎ											O	ʎ							9
			O	ʎ											O	ʎ											O	ʎ								7
		O	ʎ											O	ʎ											O	ʎ									5
	O	ʎ											O	ʎ											O	ʎ										3
O	ʎ											O	ʎ											O	ʎ											1
36	35	34	33	32	31	30	29	28	27	26	25	24	23	22	21	20	19	18	17	16	15	14	13	12	11	10	9	8	7	6	5	4	3	2	1	

Chart - B

R2 and all even numbered rows up to R70: k4, p36, k4



Chart Legend:

Blank box means a knit stitch

⅄ - k2tog

λ - ssk

O - yarn over

FINISHING

Weave in ends. Soak scarf in cool water until thoroughly wet. Place between two towels and squeeze out excess water. Block the scarf by pinning on a flat surface. Dry flat.



Terms of Use

Licensing for this pattern includes producing items in unlimited amounts for personal, gift, or charity use. You can also sell the item for profit as long as the item is hand made by you, the individual knitter on a small scale. But, please do not mass-produce items using this pattern for commercial purposes. Please give credit to the designer if you are selling the scarf. It is good knitting Karma!