



Purple Pansy Designs

By Denise Bein Kroll

Danger Zone Socks



By Denise Bein Kroll



Intermediate level

Size: Woman's Medium

Finished measurements:

Circumference: 9 3/4 inches (11 inches)

Foot Length: 9 inches - desired length

Gauge: 28 sts/44 rows = 4" in stockinette stitch

Materials:

Madelintosh Fingering / 4 ply, 100% Merino, 395 yards; color: Mica 1 skein

1 set(s) US #2.25mm double-point needles or 1- 32" or 2-16" circular needle(s)

Notions: Stitch markers and darning needle

Pattern Notes: This pattern is suitable for any needle configuration. Knit according to your preference - on either dpn or circular(s). Placement of stitch markers etc. is left up to the knitter.

Instructions for larger size are given in parenthesis ().

Copyright 2012 Denise Bein Kroll. This pattern is intended for personal use only. Please do not make items to sell or for profit without my permission. Please do not share this pattern without proper credit.

Pattern tip: When I work magic loop or the two circular needle method, I arrange the stitches so that I have half the sock from heel to instep on each needle. I insert stitch markers as I pick up stitches to form the gusset. I put one stitch marker in between the picked up stitches and the instep stitches on each side of the sock. These stitch makers can be left in place after the gusset decreases are completed to help mark the toe decreases.

When I work on dpns I arrange the stitches so that I have half of the heel and gusset stitches on needle 1, all instep stitches on needle 2 and half of the gusset and heel stitches on needle 3. The needle divisions eliminate the need to mark the decreases and the arrangement will carry through to the toe shaping.

Instructions:

Cast on 64 (72) stitches and join to work in the round (being careful not to twist).

Cuff/Leg:

Work 12 rounds of k1, p1 ribbing

Work 1 set up round as follows *K1, P1, K12, P1, K1*; (*K2, P1 K12, P1, K2*); repeat between * * 4 times total around leg

Begin chart for desired size, repeat charted stitches 4 times around leg. Work complete chart 3 times (48 rounds) or to desired length.

Heel:

Work heel over 32 stitches following heel chart A (B) for 7(8) chart repeats (28/32 rows) or until desired length.

Shape Heel:

Row 1: Knit 18 (20), SSK, K1; turn work

Row 2: S11, purl 5, P2tog, p1; turn work

Row 3: s1, knit to 1 stitch before gap, SSK, K1, turn

Row 4: S1, purl to 1 stitch before gap, P2tog, P1, turn

Repeat rows 3 & 4 until 18(20) stitches remain

Gusset shaping:

Set up (round 1): knit across all heel stitches, Pick up 17 (18) stitches along selvedge edge of heel flap, work across instep stitches continuing in pattern; Pick up 17(18) stitches along other side of heel flap, knit 9 (10) heel stitches, round now begins at center of heel.

Round 2: knit to 3 stitches before start of instep pattern, K2tog, K1, work instep in pattern, K1, SSK, knit to end of round.

Round 3: Knit until start of instep pattern, work instep pattern, knit until end of round.

Repeat rounds 2 & 3 until 64 (72) stitches remain

Foot:

Continue knitting sole stitches and working instep stitches in pattern until 4 repeats (7 total from cuff) of the pattern have been completed (or until 1 3/4" before desired start of toe shaping).

Toe Shaping:

Round 1: Knit to 3 stitches before beginning of instep stitches, k2tog, k1, k1, ssk, knit to 3 stitches before end of instep stitches, k2tog, k1, k1, ssk, knit to end

Round 2: Knit all stitches

Repeat rounds 1 & 2 until 32 total stitches remain, then round 1 only until 20 total stitches remain.

Use Kitchener stitch to graft toes closed. Knit 2nd Sock and enjoy!

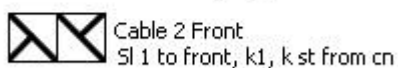
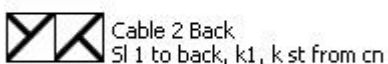

Charts

Abbreviations used:

SSK - Slip, slip knit

P2tog - Purl two together

Key



Medium (64 st) (Repeat 4 times around leg)

16	15	14	13	12	11	10	9	8	7	6	5	4	3	2	1	
	—														—	16
	—					Y	△	△	Y						—	15
	—														—	14
	—			Y	△	△	Y	△	△	Y					—	13
	—														—	12
	—	Y	△	△	Y	△	△	Y	△	△	Y	△	△	Y	—	11
	—														—	10
	—	Y	△	△	Y	△	△	Y	△	△	Y	△	△	Y	—	9
	—														—	8
	—			Y	△	△	Y	△	△	Y					—	7
	—														—	6
	—					Y	△	△	Y						—	5
	—														—	4
	—					Y	△	△	Y						—	3
	—														—	2
	—					Y	△	△	Y						—	1

Round 1: k1, p1, k4, c2b, c2f, k4, p1, k1

Round 2: k1, p1, k12, p1, k1

Round 3: k1, p1, k4, c2f, c2b, k4, p1, k1

Round 4: k1, p1, k12, p1, k1

Round 5: k1, p1, k4, c2b, c2f, k4, p1, k1

Round 6: k1, p1, k12, p1, k1
 Round 7: k1, p1, k2, c2b, c2f, c2b, c2f, k2, p1, k1
 Round 8: k1, p1, k12, p1, k1
 Round 9: k1, p1, c2b, c2f, c2b, c2f, c2b, c2f, p1, k1
 Round 10: k1, p1, k12, p1, k1
 Round 11: k1, p1, c2f, c2b, c2f, c2b, c2f, c2b, p1, k1
 Round 12: k1, p1, k12, p1, k1
 Round 13: k1, p1, k2, c2f, c2b, c2f, c2b, k2, p1, k1
 Round 14: k1, p1, k12, p1, k1
 Round 15: k1, p1, k4, c2f, c2b, k4, p1, k1
 Round 16: k1, p1, k12, p1, k1

Heel:

32	31	30	29	28	27	26	25	24	23	22	21	20	19	18	17	16	15	14	13	12	11	10	9	8	7	6	5	4	3	2	1	
∇	—	—	—	—	—	—	—	—	—	—	—	—	—	—	—	—	—	—	—	—	—	—	—	—	—	—	—	—	—	—	—	4
—	—	—	—	—	—	—	—	—	—	—	—	—	—	—	—	—	—	—	—	—	—	—	—	—	—	—	—	—	—	—	—	3
∇	—	—	—	—	—	—	—	—	—	—	—	—	—	—	—	—	—	—	—	—	—	—	—	—	—	—	—	—	—	—	—	2
—	—	—	—	—	—	—	—	—	—	—	—	—	—	—	—	—	—	—	—	—	—	—	—	—	—	—	—	—	—	—	—	1

Row 1 (rs): s, p1, k1, p1, k1, p1, c2b, c2f, p1, k1, p1, k1, c2b, c2f, k1, p1, k1, p1, c2b, c2f, p1, k1, p1, k1, p1, k1

Row 2 (ws): s, k1, p1, k1, p1, k1, p4, k1, p1, k1, p6, k1, p1, k1, p4, k1, p1, k1, p1, k1, p1

Row 3 (rs): s, p1, k1, p1, k1, p1, c2f, c2b, p1, k1, p1, k1, c2f, c2b, k1, p1, k1, p1, c2f, c2b, p1, k1, p1, k1, p1, k1

Row 4 (ws): s, k1, p1, k1, p1, k1, p4, k1, p1, k1, p6, k1, p1, k1, p4, k1, p1, k1, p1, k1, p1

Large (72 st) (Repeat 4 times around leg)

18	17	16	15	14	13	12	11	10	9	8	7	6	5	4	3	2	1	
		—													—			16
∧	∨	—					∨	∧	∧	∨					—	∨	∧	15
		—													—			14
∨	∧	—				∨	∧	∧	∨	∧	∧	∨			—	∨	∧	13
		—													—			12
∧	∨	—	∨	∧	∧	∨	∧	∧	∨	∧	∧	∨	—	∨	∧			11
		—													—			10
∨	∧	—	∨	∧	∧	∨	∧	∧	∨	∧	∧	∨	∧	—	∨	∧		9
		—													—			8
∧	∨	—					∨	∧	∧	∨	∧				—	∨	∧	7
		—													—			6
∨	∧	—					∨	∧	∧	∨	∧				—	∨	∧	5
		—													—			4
∧	∨	—					∨	∧	∧	∨	∧				—	∨	∧	3
		—													—			2
∨	∧	—					∨	∧	∧	∨	∧				—	∨	∧	1

- Round 1: c2f, p1, k4, c2b, c2f, k4, p1, c2b
- Round 2: k2, p1, k12, p1, k2
- Round 3: c2b, p1, k4, c2f, c2b, k4, p1, c2f
- Round 4: k2, p1, k12, p1, k2
- Round 5: c2f, p1, k4, c2b, c2f, k4, p1, c2b
- Round 6: k2, p1, k12, p1, k2
- Round 7: c2b, p1, k2, c2b, c2f, c2b, c2f, k2, p1, c2f
- Round 8: k2, p1, k12, p1, k2
- Round 9: c2f, p1, c2b, c2f, c2b, c2f, c2b, c2f, p1, c2b
- Round 10: k2, p1, k12, p1, k2
- Round 11: c2b, p1, c2f, c2b, c2f, c2b, c2f, c2b, p1, c2f
- Round 12: k2, p1, k12, p1, k2
- Round 13: c2f, p1, k2, c2f, c2b, c2f, c2b, k2, p1, c2b
- Round 14: k2, p1, k12, p1, k2
- Round 15: c2b, p1, k4, c2f, c2b, k4, p1, c2f
- Round 16: k2, p1, k12, p1, k2

Heel:

36	35	34	33	32	31	30	29	28	27	26	25	24	23	22	21	20	19	18	17	16	15	14	13	12	11	10	9	8	7	6	5	4	3	2	1			
∨		—			—					—		—			—				—		—			—						—							4	
		—			—	∨	∧	∧	∨			—			—	∨	∧	∧	∨			—			—	∨	∧	∧	∨								∨	3
∨		—			—					—		—			—				—		—			—								—						2
		—			—	∨	∧	∧	∨			—			—	∨	∧	∧	∨			—			—	∨	∧	∧	∨								∨	1

Row 1 (rs): s, k1, p1, k1, p1, k1, p1, c2b, c2f, p1, k1, p1, k1, p1, c2b, c2f, p1, k1, p1, k1, p1, c2b, c2f, p1, k1, p1, k1, p1, k2

Row 2 (ws): s, p1, k1, p1, k1, p1, k1, p4, k1, p1, k1, p1, k1, p4, k1, p1, k1, p1, k1, p4, k1, p1, k1, p1, k1, p1, k1, p2

Row 3 (rs): s, k1, p1, k1, p1, k1, p1, c2f, c2b, p1, k1, p1, k1, p1, c2f, c2b, p1, k1, p1, k1, p1, c2f, c2b, p1, k1, p1, k1, p1, k2

Row 4 (ws): s, p1, k1, p1, k1, p1, k1, p4, k1, p1, k1, p1, k1, p4, k1, p1, k1, p1, k1, p4, k1, p1, k1, p1, k1, p2