



Purple Pansy Designs

By Denise Bein Kroll

Keeping it Simple

By Denise Bein Kroll



Size: Women's Medium

Finished measurements

Circumference: 8.5-9 inches

Length: 9.5 inches

Gauge:

34 sts/45 rows = 4" in

Materials:

1 skein fingering weight yarn (Noro Kureyon Sock was used for sample project)

Needles:

1 set 32 or 40 inch 2.25 mm circular needle

Notions: row counter, stitch markers, and darning needle.

Pattern notes:

This pattern is written for magic loop.

This cable and lace pattern is worked in four chart repeats around the circumference of the sock.

Directions:

Cast on 64 stitches; join to work in the round

Work 10 rounds of k1, P1 ribbing then work 1 set-up round as follows:

*K1, P2, K2, P2, K3, P2, K2, P2 repeat from * 3 times

Begin chart and work in pattern for 8 repeats (64 rounds) or until desired length is reached.

Heel:

Flap is worked over the first 32 stitches, while instep stitches remain idle.

Row 1: S1, K1, repeat these two stitches across row

Copyright 2011 Denise Bein Kroll. This pattern is intended for personal use only. Please do not make items to sell or for profit without my permission. Please do not share this pattern without proper credit.

Row 2: S1, purl to end

Repeat these two rows 16 times (32 rows)

Turn heel:

Knit 18, SSK, K1, turn

Slip 1, purl 5, p2tog p1, turn

Row 1: S1, knit to last stitch before gap, ssk, k1, turn

Row 2: S1, purl to last stitch before gap, p2tog, p1, turn

Repeat these two rows until 18 stitches remain. Knit across these stitches once more. You are now ready to pick up your gusset stitches.

Set up Gusset:

Pick up 17 stitches on left side of heel flap, PM, knit across instep stitches in pattern, PM, pick up 17 stitches on right side of heel flap, knit 9 heel stitches. Take a moment to rearrange your stitches so that you have 9 heel stitches, 17 gusset stitches and 16 instep stitches on each needle (sock will be in profile).

Decrease Gusset Stitches:

Round 1: Knit until 3 stitches before first marker, K2tog, K1, slip marker (SM), work instep stitches in pattern, SM, K1, SSK, knit to end of needle

Round 2: Knit heel & gusset stitches, work instep stitches in pattern

Repeat these two rounds until 64 stitches remain, leaving markers in place,

Foot:

Continue working foot stitches in stockinette and instep stitches in pattern until 60 pattern rounds are completed or desired length for foot is achieved.

Toe:

Round 1: knit to last 3 stitches before marker, k2tog, k1, SM, K1, SSK, knit to last 3 stitches on before next marker k2tog, k, (SM, K1, SSK, knit to end of needle.

Round 2: Knit.

Repeat these two rounds until 36 stitches remain, then work round 1 only until 16 stitches remain.

Finishing: Close toe with Kitchener stitch, weave in ends, knit another and enjoy!



Copyright 2011 Denise Bein Kroll. This pattern is intended for personal use only. Please do not make items to sell or for profit without my permission. Please do not share this pattern without proper credit.

Charts


Abbreviations used:


S1 - Slip 1 stitch purl-wise with yarn in back


PM - Place marker


SM - Slip marker

Key:


 Knit
k

 Purl
p

 Yarn Over
yo

 Central Double Decrease
cdd

slip 2 sts, knit 1, pass 2 slip sts over

 1/1 Right Cross
11rc

slip 1 stitch to cable needle in back of work, knit next
stitch, knit stitch from cable needle

(Work 4 times around leg)

16	15	14	13	12	11	10	9	8	7	6	5	4	3	2	1	
—					—				—						—	8
—					—				—						—	7
—					—				—						—	6
—					—	○	▲	○	—						—	5
—	—	▧	▧	—	—				—	—	▧	▧	—	—	—	4
—	—				—				—	—				—	—	3
—	—	▧	▧	—	—				—	—	▧	▧	—	—	—	2
—	—				—	○	▲	○	—	—				—	—	1

Stitch Pattern:

Round 1: k1, p2, k2, p2, yo, cdd, yo, p2, k2, p2

Round 2: k1, p2, 11rc, p2, k3, p2, 11rc, p2

Round 3: k1, p2, k2, p2, k3, p2, k2, p2

Round 4: k1, p2, 11rc, p2, k3, p2, 11rc, p2

Round 5: k1, p1, k4, p1, yo, cdd, yo, p1, k4, p1

Round 6: k1, p1, k4, p1, k3, p1, k4, p1

Round 7: k1, p1, k4, p1, k3, p1, k4, p1

Round 8: k1, p1, k4, p1, k3, p1, k4, p1