



Dynasty Socks

By Denise Bein Kroll

A rich history
Yet, modern in every way
Dual nature appeals



Whenever I travel, I knit. I had the opportunity to travel to China and I expected to go to several different locations while on my trip to China, so I brought along an extra skein of yarn and needles. To simplify things, my plan was to just work a simple rib pattern and not worry about needing written instructions. After seeing

Size: Adult medium / large

Finished measurements:

Circumference: 9-11" (23-28 cm)

Length: 5" (13cm) Cuff

Gauge: 34 stitches / 42 rows = 4" (10 cm) stockinette in the round

Materials Needed:

Yarn: 1 skein any solid, semi-solid or monochromatic fingering weight yarn

Pictured in: Opal Ladies and Gentlemen by Zwerger Garn

Fingering / 4 ply
75% Wool, 25% Nylon
464 yards / 100 grams (8014 Erfrischend)

Needles:

US 2.25 mm (US1) 32" circular needle or set of 4 dpns.

Notions:

Stitch markers (optional)
Row counter
Darning needle

China, though, I quickly changed my mind on what I would knit.



YingZhou Park

As I traveled around the country, moving between the simplicity of a country village to busy skyscraper filled cities, and on to historic temples, China amazed and inspired me. I was in awe of the natural and architectural beauty that it possesses.



Six Banyon Tree Temple



Government Office Louhe

What surprised and amused me over and over, was when I encountered simple utilitarian items alongside something more beautiful and ornate.



Apartment railings in Guangzhou

Much like the dual nature of the yin-yang, this balance between complexity and simplicity drew me in. So, I tried to capture that same balance in this pattern.

I hope you enjoy the socks I created to remember my trip!



Directions:

Ribbing: Using long tail method, cast on 60 (64, 72) stitches divided equally between needles. Join to work in the round being careful not to twist. Work twelve rounds of specified ribbing according to which size is being made.

Right Sock**Ribbing:**

Medium (60 St): k3, p2, k4, p1, k1, p1, k1, p2, k3, p1, k1, p1, k1, p1, k1, p1, k3, p2, k3, p2, k3, p1, k1, p1, k1, p1, k4, p2, k1, p2, k6, p2

Large (64 St): k3, p2, k4, p1, k1, p1, k1, p2, k3, p1, k1, p1, k1, p1, k1, p1, k3, p2, k1, p1, k1, p1, k3, p2, k3, p1, k1, p1, k1, p1, k4, p2, k1, p2, k6, p2

X-Large (72 St): p1, k3, p2, k4, p1, k3, p1, k1, p1, k1, p1, k1, p1, k3, p2, k1, p1, k3, p2, k3, p2, k1, p1, k1, p1, k1, p1, k3, p2, k3, p1, k1, p1, k1, p1, k4, p2, k1, p2, k6

Leg: Work chart A on first 30 (32, 36) stitches, and chart B on next 30 (32, 36) stitches for 4 repeats (48 rounds).

Left Sock**Ribbing:**

Medium (60 St): p2, k3, p1, k1, p1, k1, p1, k1, p1, k3, p2, k3, p1, k4, p2, k3, p2, k6, p2, k1, p2, k4, p1, k1, p1, k1, p1, k3, p2, k3

Large (64 St): k1, p1, k1, p2, k3, p1, k1, p1, k1, p1, k1, p1, k3, p2, k3, p1, k4, p2, k3, p2, k6, p2, k1, p2, k4, p1, k1, p1, k1, p1, k3, p2, k3, p1

X-Large (72 St): k3, p2, k3, p1, k1, p2, k3, p1, k1, p1, k1, p1, k1, p1, k3, p1, k4, p2, k3, p1, k6, p2, k1, p2, k4, p1, k1, p1, k1, p1, k3, p2, k3, p1, k1, p1, k1, p1, k1, p2

Leg: Work chart C on first 30 (32, 36) stitches, and chart D on next 30 (32, 36) stitches for 4 repeats (48 rounds).

Begin Heel: Heel will be worked over last 30 (32, 36) stitches.

Set up: after completion of chart rounds, **turn** work and purl across last 30 (32, 36) stitches worked.

Pattern Notes:

These socks feature a mirrored and inverted cable pattern.

*The rounds begin and end on the **side** of the foot until the heel is worked. It is best worked with magic loop, but can be done on dpns with care taken for needle divisions.*

The front of the leg has an irregular rib with a lone cable that continues down the foot. The back of the sock continues the irregular rib and features a cable and rib combination that graces the outside of the leg.

The ribbing pattern for the cuff establishes the columns for the cable pattern. Take care when starting to ensure ribbing set up is correct.

Working back and forth on these 30 (32, 36) stitches, work **Heel flap** as follows:

Row 1: S1, K1, repeat to end

Row 2: S1, purl to end

Repeat these two rows until 32 (32, 36) rows have been worked or until desired length of heel.

Turn heel:

Row 1: S11, knit 17 (18, 20) SSK, K1; turn work

Row 2: S11, purl 7, P2tog, p1; turn work

Row 3: S11, knit to one stitch before gap formed by turn, SSK, K1, turn

Row 4: S11, purl to one stitch before gap formed by turn, P2tog, P1, turn

Repeat last 2 rows until 18 (20, 22) stitches remain (on the last repeat of 60 st size there will be no K1/P1 after the decrease)

Gusset:

Set up (round 1): knit across all heel stitches, Pick up 17 (18, 19) stitches along edge of heel flap, work across instep stitches **continuing chart A for right or C for left**; Pick up 17 (18, 19) stitches along other side of heel flap, knit 9 (10) heel stitches, *round now begins at center of heel.* (It may be helpful to place markers between instep and gusset stitches. Divide instep stitches at center of chart so sock is in profile).

Round 2: knit to 3 stitches before start of instep pattern, K2tog, K1, work instep in pattern, K1, SSK, knit to end of round.

Round 3: Knit until start of instep pattern, work instep pattern, knit to end of round.

Repeat rounds 2 & 3 while working the instep chart until 60 (64, 72) stitches remain.

Foot:

Continue working instep stitches in pattern and knitting all sole stitches (in stockinette) until foot measures 1.5 inches less than desired length.

Shape toe:

Round 1: Knit to 3 stitches before beginning of instep stitches, k2tog, k1, k1, SSK, knit to 3 stitches before end of instep stitches, k2tog, k1, k1, SSK, knit to end

Round 2: Knit all stitches

Repeat rounds 1 & 2 until 32 (34, 36) stitches remain.

Work decrease round 1 only until 20 stitches remain.

Knit first five stitches once more, then rearrange stitches on two needles so that there are 10 stitches on each needle. (Top and bottom of toe should be parallel to each other)

Use Kitchener stitch to graft toes closed. Knit 2nd Sock and enjoy!



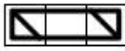
Charts

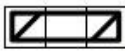
Pattern note: the terms “Front” and “Back” refer to the orientation of the pattern on the sock.

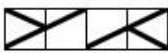
Key


 Knit (K)

 Purl (P)

 2/1 Left Cross (21lc)
Sl 2 to front, k1, k2 from cn

 2/1 Right Cross (21rc)
Sl 1 to back, k2, k1 from cn

 Cable 4 Back (c4b)
Sl 2 to back, k2, k2 st from cn

 Cable 4 front (c4f)
Sl 2 to front, k2, k2 st from cn

Medium (60 St Sock)

Chart A (right front) Work over first 30 stitches

30	29	28	27	26	25	24	23	22	21	20	19	18	17	16	15	14	13	12	11	10	9	8	7	6	5	4	3	2	1	
—	—				—		—		—		—				—	—				—	—	—	—	—	—					12
—	—				—		—		—		—				—	—				—	—	—	—	—	—					11
—	—				—		—		—		—				—	—				—	—	—	—	—	—					10
—	—				—		—		—		—				—	—				—	—	—	—	—	—					9
—	—				—		—		—		—				—	—				—	—	—	—	—	—					8
—	—				—		—		—		—				—	—				—	—	—	—	—	—					7
—	—				—		—		—		—				—	—				—	—	—	—	—	—					6
—	—				—		—		—		—				—	—				—	—	—	—	—	—					5
—	—				—		—		—		—				—	—				—	—	—	—	—	—					4
—	—				—		—		—		—				—	—				—	—	—	—	—	—					3
—	—				—		—		—		—				—	—				—	—	—	—	—	—					2
—	—				—		—		—		—				—	—				—	—	—	—	—	—					1

Round 1: k3, p2, k4, p1, k1, p1, k1, p2, k3, p1, k1, p1, k1, p1, k1, p1, k3, p2
 Round 2: k3, p2, k4, p1, k1, p1, k1, p2, k3, p1, k1, p1, k1, p1, k1, p1, k3, p2
 Round 3: k3, p2, k4, p1, k1, p1, k1, p2, k3, p1, k1, p1, k1, p1, k1, p1, k3, p2
 Round 4: k3, p2, c4b, p1, k1, p1, k1, p2, k3, p1, k1, p1, k1, p1, k1, p1, k3, p2
 Round 5: k3, p2, k4, p1, k1, p1, k1, p2, k3, p1, k1, p1, k1, p1, k1, p1, k3, p2
 Round 6: k3, p2, k4, p1, k1, p1, k1, p2, k3, p1, k1, p1, k1, p1, k1, p1, k3, p2

Copyright 2016 Denise Bein Kroll. This pattern is intended for personal use only. Please do not make items to sell or for profit without my permission. Please do not share this pattern without proper credit.

Round 7: k3, p2, k4, p1, k1, p1, k1, p2, k3, p1, k1, p1, k1, p1, k1, p1, k3, p2
 Round 8: k3, p2, c4b, p1, k1, p1, k1, p2, k3, p1, k1, p1, k1, p1, k1, p1, k3, p2
 Round 9: k3, p2, k4, p1, k1, p1, k1, p2, k3, p1, k1, p1, k1, p1, k1, p1, k3, p2
 Round 10: k3, p2, k4, p1, k1, p1, k1, p2, k3, p1, k1, p1, k1, p1, k1, p1, k3, p2
 Round 11: k3, p2, k4, p1, k1, p1, k1, p2, k3, p1, k1, p1, k1, p1, k1, p1, k3, p2
 Round 12: k3, p2, c4b, p1, k1, p1, k1, p2, k3, p1, k1, p1, k1, p1, k1, p1, k3, p2

Chart B (right back) work over last 30 stitches

30	29	28	27	26	25	24	23	22	21	20	19	18	17	16	15	14	13	12	11	10	9	8	7	6	5	4	3	2	1	
---	---							---	---		---	---					---	---		---	---				---	---				12
---	---							---	---		---	---					---	---		---	---				---	---				11
---	---							---	---		---	---	>	<			---	---		---	---				---	---				10
---	---							---	---		---	---					---	---		---	---				---	---				9
---	---							---	---		---	---					---	---		---	---				---	---				8
---	---	▧	▧	▧	▧			---	---		---	---					---	---		---	---				---	---				7
---	---							---	---		---	---	>	<			---	---		---	---				---	---				6
---	---							---	---		---	---					---	---		---	---				---	---				5
---	---							---	---		---	---					---	---		---	---				---	---				4
---	---							---	---		---	---					---	---		---	---				---	---				3
---	---							---	---		---	---	>	<			---	---		---	---				---	---				2
---	---	▧	▧	▧	▧			---	---		---	---					---	---		---	---				---	---				1

Round 1: k3, p2, k3, p1, k1, p1, k1, p1, k4, p2, k1, p2, 21lc, 21rc, p2
 Round 2: k3, p2, k3, p1, k1, p1, k1, p1, c4f, p2, k1, p2, k6, p2
 Round 3: k3, p2, k3, p1, k1, p1, k1, p1, k4, p2, k1, p2, k6, p2
 Round 4: k3, p2, k3, p1, k1, p1, k1, p1, k4, p2, k1, p2, k6, p2
 Round 5: k3, p2, k3, p1, k1, p1, k1, p1, k4, p2, k1, p2, k6, p2
 Round 6: k3, p2, k3, p1, k1, p1, k1, p1, c4f, p2, k1, p2, k6, p2
 Round 7: k3, p2, k3, p1, k1, p1, k1, p1, k4, p2, k1, p2, 21lc, 21rc, p2
 Round 8: k3, p2, k3, p1, k1, p1, k1, p1, k4, p2, k1, p2, k6, p2
 Round 9: k3, p2, k3, p1, k1, p1, k1, p1, k4, p2, k1, p2, k6, p2
 Round 10: k3, p2, k3, p1, k1, p1, k1, p1, c4f, p2, k1, p2, k6, p2
 Round 11: k3, p2, k3, p1, k1, p1, k1, p1, k4, p2, k1, p2, k6, p2
 Round 12: k3, p2, k3, p1, k1, p1, k1, p1, k4, p2, k1, p2, k6, p2

Chart C (left Front - Over first 30 stitches)

30	29	28	27	26	25	24	23	22	21	20	19	18	17	16	15	14	13	12	11	10	9	8	7	6	5	4	3	2	1	
			—	—	—	—	—	—	—				—	—				—		—		—		—				—	—	12
			—	—	—	—	—	—	—				—	—				—		—		—		—				—	—	11
			—	—	—	—	—	—	—				—	—				—		—		—		—				—	—	10
			—	—	—	—	—	—	—				—	—				—		—		—		—				—	—	9
			—	—	—	—	—	—	—				—	—				—		—		—		—				—	—	8
			—	—	—	—	—	—	—				—	—				—		—		—		—				—	—	7
			—	—	—	—	—	—	—				—	—				—		—		—		—				—	—	6
			—	—	—	—	—	—	—				—	—				—		—		—		—				—	—	5
			—	—	—	—	—	—	—				—	—				—		—		—		—				—	—	4
			—	—	—	—	—	—	—				—	—				—		—		—		—				—	—	3
			—	—	—	—	—	—	—				—	—				—		—		—		—				—	—	2
			—	—	—	—	—	—	—				—	—				—		—		—		—				—	—	1

Round 1: p2, k3, p1, k1, p1, k1, p1, k1, p1, k3, p2, k3, p1, k4, p2, k3
 Round 2: p2, k3, p1, k1, p1, k1, p1, k1, p1, k3, p2, k3, p1, k4, p2, k3
 Round 3: p2, k3, p1, k1, p1, k1, p1, k1, p1, k3, p2, k3, p1, k4, p2, k3
 Round 4: p2, k3, p1, k1, p1, k1, p1, k1, p1, k3, p2, k3, p1, c4f, p2, k3
 Round 5: p2, k3, p1, k1, p1, k1, p1, k1, p1, k3, p2, k3, p1, k4, p2, k3
 Round 6: p2, k3, p1, k1, p1, k1, p1, k1, p1, k3, p2, k3, p1, k4, p2, k3
 Round 7: p2, k3, p1, k1, p1, k1, p1, k1, p1, k3, p2, k3, p1, k4, p2, k3
 Round 8: p2, k3, p1, k1, p1, k1, p1, k1, p1, k3, p2, k3, p1, c4f, p2, k3
 Round 9: p2, k3, p1, k1, p1, k1, p1, k1, p1, k3, p2, k3, p1, k4, p2, k3
 Round 10: p2, k3, p1, k1, p1, k1, p1, k1, p1, k3, p2, k3, p1, k4, p2, k3
 Round 11: p2, k3, p1, k1, p1, k1, p1, k1, p1, k3, p2, k3, p1, k4, p2, k3
 Round 12: p2, k3, p1, k1, p1, k1, p1, k1, p1, k3, p2, k3, p1, c4f, p2, k3

Chart D (left Back) Work over last 30 stitches

30	29	28	27	26	25	24	23	22	21	20	19	18	17	16	15	14	13	12	11	10	9	8	7	6	5	4	3	2	1	
			—	—				—		—								—		—		—						—	—	12
			—	—				—		—								—		—		—						—	—	11
			—	—				—		—			—	—	—	—		—		—		—						—	—	10
			—	—				—		—								—		—		—						—	—	9
			—	—				—		—								—		—		—						—	—	8
			—	—				—		—			—	—	—	—		—		—		—	—	—	—	—	—	—	—	7
			—	—				—		—			—	—	—	—		—		—		—						—	—	6
			—	—				—		—								—		—		—						—	—	5
			—	—				—		—								—		—		—						—	—	4
			—	—				—		—								—		—		—						—	—	3
			—	—				—		—			—	—	—	—		—		—		—						—	—	2
			—	—				—		—			—	—	—	—		—		—		—	—	—	—	—	—	—	—	1

Round 1: p2, 21rc, 21lc, p2, k1, p2, k4, p1, k1, p1, k1, p1, k3, p2, k3
Round 2: p2, k6, p2, k1, p2, c4b, p1, k1, p1, k1, p1, k3, p2, k3
Round 3: p2, k6, p2, k1, p2, k4, p1, k1, p1, k1, p1, k3, p2, k3
Round 4: p2, k6, p2, k1, p2, k4, p1, k1, p1, k1, p1, k3, p2, k3
Round 5: p2, k6, p2, k1, p2, k4, p1, k1, p1, k1, p1, k3, p2, k3
Round 6: p2, k6, p2, k1, p2, c4b, p1, k1, p1, k1, p1, k3, p2, k3
Round 7: p2, 21rc, 21lc, p2, k1, p2, k4, p1, k1, p1, k1, p1, k3, p2, k3
Round 8: p2, k6, p2, k1, p2, k4, p1, k1, p1, k1, p1, k3, p2, k3
Round 9: p2, k6, p2, k1, p2, k4, p1, k1, p1, k1, p1, k3, p2, k3
Round 10: p2, k6, p2, k1, p2, c4b, p1, k1, p1, k1, p1, k3, p2, k3
Round 11: p2, k6, p2, k1, p2, k4, p1, k1, p1, k1, p1, k3, p2, k3
Round 12: p2, k6, p2, k1, p2, k4, p1, k1, p1, k1, p1, k3, p2, k3

Large (64 St Sock)**Chart A:** (right front) work over first 32 st.

32	31	30	29	28	27	26	25	24	23	22	21	20	19	18	17	16	15	14	13	12	11	10	9	8	7	6	5	4	3	2	1		
—		—	—				—		—		—		—				—	—		—		—	—	—	—	—	—						12
—		—	—				—		—		—		—				—	—		—		—											11
—		—	—				—		—		—		—				—	—		—		—											10
—		—	—				—		—		—		—				—	—		—		—											9
—		—	—				—		—		—		—				—	—		—		—	—	—	—	—	—	—					8
—		—	—				—		—		—		—				—	—		—		—											7
—		—	—				—		—		—		—				—	—		—		—											6
—		—	—				—		—		—		—				—	—		—		—											5
—		—	—				—		—		—		—				—	—		—		—	—	—	—	—	—	—					4
—		—	—				—		—		—		—				—	—		—		—											3
—		—	—				—		—		—		—				—	—		—		—											2
—		—	—				—		—		—		—				—	—		—		—											1

Round 1: k3, p2, k4, p1, k1, p1, k1, p2, k3, p1, k1, p1, k1, p1, k1, p1, k3, p2, k1, p1
 Round 2: k3, p2, k4, p1, k1, p1, k1, p2, k3, p1, k1, p1, k1, p1, k1, p1, k3, p2, k1, p1
 Round 3: k3, p2, k4, p1, k1, p1, k1, p2, k3, p1, k1, p1, k1, p1, k1, p1, k3, p2, k1, p1
 Round 4: k3, p2, c4b, p1, k1, p1, k1, p2, k3, p1, k1, p1, k1, p1, k1, p1, k3, p2, k1, p1
 Round 5: k3, p2, k4, p1, k1, p1, k1, p2, k3, p1, k1, p1, k1, p1, k1, p1, k3, p2, k1, p1
 Round 6: k3, p2, k4, p1, k1, p1, k1, p2, k3, p1, k1, p1, k1, p1, k1, p1, k3, p2, k1, p1
 Round 7: k3, p2, k4, p1, k1, p1, k1, p2, k3, p1, k1, p1, k1, p1, k1, p1, k3, p2, k1, p1
 Round 8: k3, p2, c4b, p1, k1, p1, k1, p2, k3, p1, k1, p1, k1, p1, k1, p1, k3, p2, k1, p1
 Round 9: k3, p2, k4, p1, k1, p1, k1, p2, k3, p1, k1, p1, k1, p1, k1, p1, k3, p2, k1, p1
 Round 10: k3, p2, k4, p1, k1, p1, k1, p2, k3, p1, k1, p1, k1, p1, k1, p1, k3, p2, k1, p1
 Round 11: k3, p2, k4, p1, k1, p1, k1, p2, k3, p1, k1, p1, k1, p1, k1, p1, k3, p2, k1, p1
 Round 12: k3, p2, c4b, p1, k1, p1, k1, p2, k3, p1, k1, p1, k1, p1, k1, p1, k3, p2, k1, p1

Chart B: (right back) Work over last 32 stitches.

32	31	30	29	28	27	26	25	24	23	22	21	20	19	18	17	16	15	14	13	12	11	10	9	8	7	6	5	4	3	2	1	
—	—							—	—		—	—					—	—		—					—	—					—	12
—	—							—	—		—	—					—	—		—					—	—					—	11
—	—							—	—		—	—	>	<			—	—		—					—	—					—	10
—	—							—	—		—	—					—	—		—					—	—					—	9
—	—							—	—		—	—					—	—		—					—	—					—	8
—	—	▣	▣	▣	▣			—	—		—	—					—	—		—					—	—					—	7
—	—							—	—		—	—	>	<			—	—		—					—	—					—	6
—	—							—	—		—	—					—	—		—					—	—					—	5
—	—							—	—		—	—					—	—		—					—	—					—	4
—	—							—	—		—	—					—	—		—					—	—					—	3
—	—							—	—		—	—	>	<			—	—		—					—	—					—	2
—	—	▣	▣	▣	▣			—	—		—	—					—	—		—					—	—					—	1

- Round 1: k1, p1, k3, p2, k3, p1, k1, p1, k1, p1, k4, p2, k1, p2, 21lc, 21rc, p2
- Round 2: k1, p1, k3, p2, k3, p1, k1, p1, k1, p1, c4f, p2, k1, p2, k6, p2
- Round 3: k1, p1, k3, p2, k3, p1, k1, p1, k1, p1, k4, p2, k1, p2, k6, p2
- Round 4: k1, p1, k3, p2, k3, p1, k1, p1, k1, p1, k4, p2, k1, p2, k6, p2
- Round 5: k1, p1, k3, p2, k3, p1, k1, p1, k1, p1, k4, p2, k1, p2, k6, p2
- Round 6: k1, p1, k3, p2, k3, p1, k1, p1, k1, p1, c4f, p2, k1, p2, k6, p2
- Round 7: k1, p1, k3, p2, k3, p1, k1, p1, k1, p1, k4, p2, k1, p2, 21lc, 21rc, p2
- Round 8: k1, p1, k3, p2, k3, p1, k1, p1, k1, p1, k4, p2, k1, p2, k6, p2
- Round 9: k1, p1, k3, p2, k3, p1, k1, p1, k1, p1, k4, p2, k1, p2, k6, p2
- Round 10: k1, p1, k3, p2, k3, p1, k1, p1, k1, p1, c4f, p2, k1, p2, k6, p2
- Round 11: k1, p1, k3, p2, k3, p1, k1, p1, k1, p1, k4, p2, k1, p2, k6, p2
- Round 12: k1, p1, k3, p2, k3, p1, k1, p1, k1, p1, k4, p2, k1, p2, k6, p2

Chart C: (left front) work over first 32 stitches

32	31	30	29	28	27	26	25	24	23	22	21	20	19	18	17	16	15	14	13	12	11	10	9	8	7	6	5	4	3	2	1	
		—	—	>	<			—	—		—	—					—	—		—							—	—			—	12
		—	—					—	—		—	—					—	—		—							—	—			—	11
		—	—					—	—		—	—					—	—		—							—	—			—	10
		—	—					—	—		—	—					—	—		—							—	—			—	9
		—	—	>	<			—	—		—	—					—	—		—							—	—			—	8
		—	—					—	—		—	—					—	—		—							—	—			—	7
		—	—					—	—		—	—					—	—		—							—	—			—	6
		—	—					—	—		—	—					—	—		—							—	—			—	5
		—	—	>	<			—	—		—	—					—	—		—							—	—			—	4
		—	—					—	—		—	—					—	—		—							—	—			—	3
		—	—					—	—		—	—					—	—		—							—	—			—	2
		—	—					—	—		—	—					—	—		—							—	—			—	1

- Round 1: k1, p1, k1, p2, k3, p1, k1, p1, k1, p1, k1, p1, k3, p2, k3, p1, k4, p2, k2
- Round 2: k1, p1, k1, p2, k3, p1, k1, p1, k1, p1, k1, p1, k3, p2, k3, p1, k4, p2, k2
- Round 3: k1, p1, k1, p2, k3, p1, k1, p1, k1, p1, k1, p1, k3, p2, k3, p1, k4, p2, k2

Round 4: k1, p1, k1, p2, k3, p1, k1, p1, k1, p1, k1, p1, k3, p2, k3, p1, c4f, p2, k2
 Round 5: k1, p1, k1, p2, k3, p1, k1, p1, k1, p1, k1, p1, k3, p2, k3, p1, k4, p2, k2
 Round 6: k1, p1, k1, p2, k3, p1, k1, p1, k1, p1, k1, p1, k3, p2, k3, p1, k4, p2, k2
 Round 7: k1, p1, k1, p2, k3, p1, k1, p1, k1, p1, k1, p1, k3, p2, k3, p1, k4, p2, k2
 Round 8: k1, p1, k1, p2, k3, p1, k1, p1, k1, p1, k1, p1, k3, p2, k3, p1, c4f, p2, k2
 Round 9: k1, p1, k1, p2, k3, p1, k1, p1, k1, p1, k1, p1, k3, p2, k3, p1, k4, p2, k2
 Round 10: k1, p1, k1, p2, k3, p1, k1, p1, k1, p1, k1, p1, k3, p2, k3, p1, k4, p2, k2
 Round 11: k1, p1, k1, p2, k3, p1, k1, p1, k1, p1, k1, p1, k3, p2, k3, p1, k4, p2, k2
 Round 12: k1, p1, k2, p1, k3, p1, k1, p1, k1, p1, k1, p1, k3, p2, k3, p1, c4f, p2, k2

Chart D: (left back) work over last 32 stitches

32	31	30	29	28	27	26	25	24	23	22	21	20	19	18	17	16	15	14	13	12	11	10	9	8	7	6	5	4	3	2	1	
—				—	—				—	—			—					—	—		—	—							—	—		12
—				—	—				—	—			—					—	—		—	—							—	—		11
—				—	—				—	—			—					—	—		—	—							—	—		10
—				—	—				—	—			—					—	—		—	—							—	—		9
—				—	—				—	—			—					—	—		—	—							—	—		8
—				—	—				—	—			—					—	—		—	—							—	—		7
—				—	—				—	—			—					—	—		—	—							—	—		6
—				—	—				—	—			—					—	—		—	—							—	—		5
—				—	—				—	—			—					—	—		—	—							—	—		4
—				—	—				—	—			—					—	—		—	—							—	—		3
—				—	—				—	—			—					—	—		—	—							—	—		2
—				—	—				—	—			—					—	—		—	—							—	—		1

Round 1: k1, p2, 21rc, 21lc, p2, k1, p2, k4, p1, k1, p1, k1, p1, k3, p2, k3, p1
 Round 2: k1, p2, k6, p2, k1, p2, c4b, p1, k1, p1, k1, p1, k3, p2, k3, p1
 Round 3: k1, p2, k6, p2, k1, p2, k4, p1, k1, p1, k1, p1, k3, p2, k3, p1
 Round 4: k1, p2, k6, p2, k1, p2, k4, p1, k1, p1, k1, p1, k3, p2, k3, p1
 Round 5: k1, p2, k6, p2, k1, p2, k4, p1, k1, p1, k1, p1, k3, p2, k3, p1
 Round 6: k1, p2, k6, p2, k1, p2, c4b, p1, k1, p1, k1, p1, k3, p2, k3, p1
 Round 7: k1, p2, 21rc, 21lc, p2, k1, p2, k4, p1, k1, p1, k1, p1, k3, p2, k3, p1
 Round 8: k1, p2, k6, p2, k1, p2, k4, p1, k1, p1, k1, p1, k3, p2, k3, p1
 Round 9: k1, p2, k6, p2, k1, p2, k4, p1, k1, p1, k1, p1, k3, p2, k3, p1
 Round 10: k1, p2, k6, p2, k1, p2, c4b, p1, k1, p1, k1, p1, k3, p2, k3, p1
 Round 11: k1, p2, k6, p2, k1, p2, k4, p1, k1, p1, k1, p1, k3, p2, k3, p1
 Round 12: k2, p1, k6, p2, k1, p2, k4, p1, k1, p1, k1, p1, k3, p2, k3, p1

X-Large 72St Size

Chart A: (Right front) work over first 36 stitches

36	35	34	33	32	31	30	29	28	27	26	25	24	23	22	21	20	19	18	17	16	15	14	13	12	11	10	9	8	7	6	5	4	3	2	1			
																																					12	
																																						11
																																						10
																																						9
																																						8
																																						7
																																						6
																																						5
																																						4
																																						3
																																						2
																																						1

- Round 1: p1, k3, p2, k4, p1, k3, p1, k1, p1, k1, p1, k1, p1, k3, p2, k1, p1, k3, p2, k3
- Round 2: p1, k3, p2, k4, p1, k3, p1, k1, p1, k1, p1, k1, p1, k3, p2, k1, p1, k3, p2, k3
- Round 3: p1, k3, p2, k4, p1, k3, p1, k1, p1, k1, p1, k1, p1, k3, p2, k1, p1, k3, p2, k3
- Round 4: p1, k3, p2, c4b, p1, k3, p1, k1, p1, k1, p1, k1, p1, k3, p2, k1, p1, k3, p2, k3
- Round 5: p1, k3, p2, k4, p1, k3, p1, k1, p1, k1, p1, k1, p1, k3, p2, k1, p1, k3, p2, k3
- Round 6: p1, k3, p2, k4, p1, k3, p1, k1, p1, k1, p1, k1, p1, k3, p2, k1, p1, k3, p2, k3
- Round 7: p1, k3, p2, k4, p1, k3, p1, k1, p1, k1, p1, k1, p1, k3, p2, k1, p1, k3, p2, k3
- Round 8: p1, k3, p2, c4b, p1, k3, p1, k1, p1, k1, p1, k1, p1, k3, p2, k1, p1, k3, p2, k3
- Round 9: p1, k3, p2, k4, p1, k3, p1, k1, p1, k1, p1, k1, p1, k3, p2, k1, p1, k3, p2, k3
- Round 10: p1, k3, p2, k4, p1, k3, p1, k1, p1, k1, p1, k1, p1, k3, p2, k1, p1, k3, p2, k3
- Round 11: p1, k3, p2, k4, p1, k3, p1, k1, p1, k1, p1, k1, p1, k3, p2, k1, p1, k3, p2, k3
- Round 12: p1, k3, p2, c4b, p1, k3, p1, k1, p1, k1, p1, k1, p1, k3, p2, k1, p1, k3, p2, k3

Chart B: (Right Back) Work over last 36 stitches

36	35	34	33	32	31	30	29	28	27	26	25	24	23	22	21	20	19	18	17	16	15	14	13	12	11	10	9	8	7	6	5	4	3	2	1			
																																						12
																																						11
																																						10
																																						9
																																						8
																																						7
																																						6
																																						5
																																						4
																																						3
																																						2
																																						1

- Round 1: p2, k1, p1, k1, p1, k1, p1, k3, p2, k3, p1, k1, p1, k1, p1, k4, p2, k1, p2, 21lc, 21rc
- Round 2: p2, k1, p1, k1, p1, k1, p1, k3, p2, k3, p1, k1, p1, k1, p1, c4f, p2, k1, p2, k6

Round 3: p2, k1, p1, k1, p1, k1, p1, k3, p2, k3, p1, k1, p1, k1, p1, k4, p2, k1, p2, k6
 Round 4: p2, k1, p1, k1, p1, k1, p1, k3, p2, k3, p1, k1, p1, k1, p1, k4, p2, k1, p2, k6
 Round 5: p2, k1, p1, k1, p1, k1, p1, k3, p2, k3, p1, k1, p1, k1, p1, k4, p2, k1, p2, k6
 Round 6: p2, k1, p1, k1, p1, k1, p1, k3, p2, k3, p1, k1, p1, k1, p1, c4f, p2, k1, p2, k6
 Round 7: p2, k1, p1, k1, p1, k1, p1, k3, p2, k3, p1, k1, p1, k1, p1, k4, p2, k1, p2, 21lc, 21rc
 Round 8: p2, k1, p1, k1, p1, k1, p1, k3, p2, k3, p1, k1, p1, k1, p1, k4, p2, k1, p2, k6
 Round 9: p2, k1, p1, k1, p1, k1, p1, k3, p2, k3, p1, k1, p1, k1, p1, k4, p2, k1, p2, k6
 Round 10: p2, k1, p1, k1, p1, k1, p1, k3, p2, k3, p1, k1, p1, k1, p1, c4f, p2, k1, p2, k6
 Round 11: p2, k1, p1, k1, p1, k1, p1, k3, p2, k3, p1, k1, p1, k1, p1, k4, p2, k1, p2, k6
 Round 12: p2, k1, p1, k1, p1, k1, p1, k3, p2, k3, p1, k1, p1, k1, p1, k4, p2, k1, p2, k6

Chart C: (Left front) work over first 36 stitches

36	35	34	33	32	31	30	29	28	27	26	25	24	23	22	21	20	19	18	17	16	15	14	13	12	11	10	9	8	7	6	5	4	3	2	1			
—				—	—	—	—	—	—	—				—	—	—	—	—	—	—				—	—	—	—				—	—					12	
—				—	—	—	—	—	—	—				—	—	—	—	—	—	—				—	—	—	—				—	—						11
—				—	—	—	—	—	—	—				—	—	—	—	—	—	—				—	—	—	—				—	—						10
—				—	—	—	—	—	—	—				—	—	—	—	—	—	—				—	—	—	—				—	—						9
—				—	—	—	—	—	—	—				—	—	—	—	—	—	—				—	—	—	—				—	—						8
—				—	—	—	—	—	—	—				—	—	—	—	—	—	—				—	—	—	—				—	—						7
—				—	—	—	—	—	—	—				—	—	—	—	—	—	—				—	—	—	—				—	—						6
—				—	—	—	—	—	—	—				—	—	—	—	—	—	—				—	—	—	—				—	—						5
—				—	—	—	—	—	—	—				—	—	—	—	—	—	—				—	—	—	—				—	—						4
—				—	—	—	—	—	—	—				—	—	—	—	—	—	—				—	—	—	—				—	—						3
—				—	—	—	—	—	—	—				—	—	—	—	—	—	—				—	—	—	—				—	—						2
—				—	—	—	—	—	—	—				—	—	—	—	—	—	—				—	—	—	—				—	—						1

Round 1: k3, p2, k3, p1, k1, p2, k3, p1, k1, p1, k1, p1, k1, p1, k3, p1, k4, p2, k3, p1
 Round 2: k3, p2, k3, p1, k1, p2, k3, p1, k1, p1, k1, p1, k1, p1, k3, p1, k4, p2, k3, p1
 Round 3: k3, p2, k3, p1, k1, p2, k3, p1, k1, p1, k1, p1, k1, p1, k3, p1, k4, p2, k3, p1
 Round 4: k3, p2, k3, p1, k1, p2, k3, p1, k1, p1, k1, p1, k1, p1, k3, p1, c4f, p2, k3, p1
 Round 5: k3, p2, k3, p1, k1, p2, k3, p1, k1, p1, k1, p1, k1, p1, k3, p1, k4, p2, k3, p1
 Round 6: k3, p2, k3, p1, k1, p2, k3, p1, k1, p1, k1, p1, k1, p1, k3, p1, k4, p2, k3, p1
 Round 7: k3, p2, k3, p1, k1, p2, k3, p1, k1, p1, k1, p1, k1, p1, k3, p1, k4, p2, k3, p1
 Round 8: k3, p2, k3, p1, k1, p2, k3, p1, k1, p1, k1, p1, k1, p1, k3, p1, c4f, p2, k3, p1
 Round 9: k3, p2, k3, p1, k1, p2, k3, p1, k1, p1, k1, p1, k1, p1, k3, p1, k4, p2, k3, p1
 Round 10: k3, p2, k3, p1, k1, p2, k3, p1, k1, p1, k1, p1, k1, p1, k3, p1, k4, p2, k3, p1
 Round 11: k3, p2, k3, p1, k1, p2, k3, p1, k1, p1, k1, p1, k1, p1, k3, p1, k4, p2, k3, p1
 Round 12: k3, p2, k3, p1, k1, p2, k3, p1, k1, p1, k1, p1, k1, p1, k3, p1, c4f, p2, k3, p1

Chart D: (left back) work over last 36 stitches

36	35	34	33	32	31	30	29	28	27	26	25	24	23	22	21	20	19	18	17	16	15	14	13	12	11	10	9	8	7	6	5	4	3	2	1		
—	—	—	—	—	—	—	—	—	—	—	—	—	—	—	—	—	—	—	—	—	—	—	—	—	—	—	—	—	—	—	—	—	—	—	—	—	12
—	—	—	—	—	—	—	—	—	—	—	—	—	—	—	—	—	—	—	—	—	—	—	—	—	—	—	—	—	—	—	—	—	—	—	—	—	11
—	—	—	—	—	—	—	—	—	—	—	—	—	—	—	—	—	—	—	—	—	—	—	—	—	—	—	—	—	—	—	—	—	—	—	—	—	10
—	—	—	—	—	—	—	—	—	—	—	—	—	—	—	—	—	—	—	—	—	—	—	—	—	—	—	—	—	—	—	—	—	—	—	—	—	9
—	—	—	—	—	—	—	—	—	—	—	—	—	—	—	—	—	—	—	—	—	—	—	—	—	—	—	—	—	—	—	—	—	—	—	—	—	8
—	—	—	—	—	—	—	—	—	—	—	—	—	—	—	—	—	—	—	—	—	—	—	—	—	—	—	—	—	—	—	—	—	—	—	—	—	7
—	—	—	—	—	—	—	—	—	—	—	—	—	—	—	—	—	—	—	—	—	—	—	—	—	—	—	—	—	—	—	—	—	—	—	—	—	6
—	—	—	—	—	—	—	—	—	—	—	—	—	—	—	—	—	—	—	—	—	—	—	—	—	—	—	—	—	—	—	—	—	—	—	—	—	5
—	—	—	—	—	—	—	—	—	—	—	—	—	—	—	—	—	—	—	—	—	—	—	—	—	—	—	—	—	—	—	—	—	—	—	—	—	4
—	—	—	—	—	—	—	—	—	—	—	—	—	—	—	—	—	—	—	—	—	—	—	—	—	—	—	—	—	—	—	—	—	—	—	—	—	3
—	—	—	—	—	—	—	—	—	—	—	—	—	—	—	—	—	—	—	—	—	—	—	—	—	—	—	—	—	—	—	—	—	—	—	—	—	2
—	—	—	—	—	—	—	—	—	—	—	—	—	—	—	—	—	—	—	—	—	—	—	—	—	—	—	—	—	—	—	—	—	—	—	—	—	1

Round 1: p1, k3, p2, k4, p1, k3, p1, k1, p1, k1, p1, k1, p1, k3, p2, k1, p1, k3, p2, k3
 Round 2: p1, k3, p2, k4, p1, k3, p1, k1, p1, k1, p1, k1, p1, k3, p2, k1, p1, k3, p2, k3
 Round 3: p1, k3, p2, k4, p1, k3, p1, k1, p1, k1, p1, k1, p1, k3, p2, k1, p1, k3, p2, k3
 Round 4: p1, k3, p2, c4b, p1, k3, p1, k1, p1, k1, p1, k1, p1, k3, p2, k1, p1, k3, p2, k3
 Round 5: p1, k3, p2, k4, p1, k3, p1, k1, p1, k1, p1, k1, p1, k3, p2, k1, p1, k3, p2, k3
 Round 6: p1, k3, p2, k4, p1, k3, p1, k1, p1, k1, p1, k1, p1, k3, p2, k1, p1, k3, p2, k3
 Round 7: p1, k3, p2, k4, p1, k3, p1, k1, p1, k1, p1, k1, p1, k3, p2, k1, p1, k3, p2, k3
 Round 8: p1, k3, p2, c4b, p1, k3, p1, k1, p1, k1, p1, k1, p1, k3, p2, k1, p1, k3, p2, k3
 Round 9: p1, k3, p2, k4, p1, k3, p1, k1, p1, k1, p1, k1, p1, k3, p2, k1, p1, k3, p2, k3
 Round 10: p1, k3, p2, k4, p1, k3, p1, k1, p1, k1, p1, k1, p1, k3, p2, k1, p1, k3, p2, k3
 Round 11: p1, k3, p2, k4, p1, k3, p1, k1, p1, k1, p1, k1, p1, k3, p2, k1, p1, k3, p2, k3
 Round 12: p1, k3, p2, c4b, p1, k3, p1, k1, p1, k1, p1, k1, p1, k3, p2, k1, p1, k3, p2, k3