


# CLAYOQUOT TOQUE

 ravelry :: cast on

geometric Fair isle  by Tin Can Knits



*Clayoquot Sound is home to many beasts of feather, fur and fin. Orca whales hunt salmon in the rich and bountiful waters, and put on a show for the tourists. Black bears shamble along the beaches and bald eagles soar overhead, keen eyes searching for their next meal.*

**sizing:** Newborn (Baby, Toddler, Child, **Adult S, M, L**)  
To fit head: 14 (16, 17.5, 19, **20, 21.5, 23**)" around

## materials:

- Yarn:** DK weight yarn in 3 colours  
MC: 70 (80, 90, 100, **120, 140, 160**) yds  
CC1: 20 (20, 30, 30, **40, 40, 40**) yds  
CC2: 10 (10, 15, 15, **20, 20, 20**) yds  
(samples shown in *Sweet Fiber Merino Twist DK* in 'paper birch', 'marshland', 'something blue', and 'sea glass', 'canary', 'spanish coin')
- Needles:** US #4 / 3.5mm and US #6 / 4mm  
16" circular needle in both sizes and DPNs in larger size  
(or as required to meet gauge)
- Gauge:** 22 sts & 28 rounds / 4" in stockinette on larger needles
- Notions:** stitch marker, darning needle



## CLAYOQUOT toque

© Tin Can Knits 2014 [www.tincanknits.com](http://www.tincanknits.com)  
in-depth tutorials ■ excellent support ■ fabulous free patterns

from **ROAD TRIP** 1

join us ::     

**pattern:** Using smaller needles and MC, cast on 72 (80, 88, 92, **100, 108, 116**) sts, PM and join for working in the round. Work in 2x2 ribbing (k2, p2) for 0.5 (0.5, 0.75, 0.75, **1.25, 1.25, 1.5**) inches. Switch to larger needles.

**Next round:** [k18 (20, 22, 11, **12, 13, 14**), m1] to last 0 (0, 0, 4, **4, 4, 4**) sts, knit to end [76 (84, 92, 100, **108, 116, 124**) sts]

Knit 2 rounds in MC. Work rounds 1-3 from chart A. Knit 2 rounds in MC.

**Newborn and Baby sizes:** work rounds 2-7 from chart B, then rounds 14-16.

**Toddler and Child sizes:** work rounds 2-9 from chart B, then rounds 14-16.

**Adult S and M sizes:** work rounds 2-11 from chart B, then rounds 14-16.

**Adult L:** work rounds 1-17 from chart B.

Knit 2 rounds in MC. Work rounds 1-3 from chart A. Knit 2 rounds in MC.

Continuing in MC, knit every round until piece measures 4 (4.5, 4.75, 5, **5.5, 6, 6.25**) inches from cast on.

**Set up round:** [k8 (9, 10, 11, **12, 13, 14**), k2tog, PM, k9 (10, 11, 12, **13, 14, 15**), PM] around [72 (80, 88, 96, **104, 112, 120**) sts]

**Round 1:** knit

**Round 2:** [knit to 2 sts before marker, k2tog] around

Work rounds 1-2 a total of 3 (4, 5, 6, **7, 8, 9**) times, until 48 sts remain (6 sts in each section). Then work round 2 four times, until 16 sts remain.

**Next round:** [k2tog] around [8 sts]

Break yarn and thread tail through remaining live sts to close top of hat, removing markers.

**Wet block** the toque to even out the colourwork pattern and smooth out crown decreases (*add a few tablespoons of white vinegar to the soaking water to prevent colours from bleeding*). **Weave in your ends** and wear your hat out on an adventure!

Check out the matching [Clayoquot Cardigan](#) pattern >



## ? key & abbreviations:

- MC - knit with main colour
- CC1 - knit with contrast colour 1
- CC2 - knit with contrast colour 2

**DPNs** - double pointed needles

**k** - knit

**k2tog** - knit 2 together

**m1** - make 1 stitch using your preferred method

**p** - purl

**PM** - place marker

**st(s)** - stitch(es)

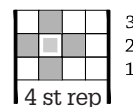
## chart notes:

Charts are read from right to left, all stitches are knit.

When working chart B, refer to pattern instructions for which rounds to work for your size.

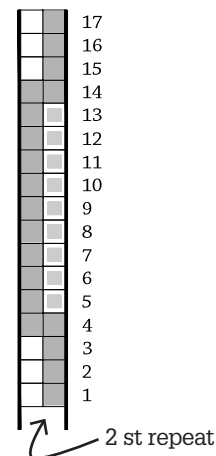
## ? chart A:

work rounds 1-3



## chart B:

work rounds indicated for your size



## CLAYOQUOT toque

© Tin Can Knits 2014 [www.tincanknits.com](http://www.tincanknits.com)

in-depth tutorials ■ excellent support ■ fabulous free patterns


from **ROAD TRIP** 2

join us :::     



# tin can knits

Tin Can Knits ▪ in Vancouver + Edinburgh ▪ [www.tincanknits.com](http://www.tincanknits.com)



**compass**



**vivid**



**sitka spruce**



**oaken**



**stovetop**



**love note**



**bumble**




**antler mittens**




**lush**




**bounce**



**sunflower**



**moraine**



**mountain mist**



**beloved**



**playdate**



**marshland**