



Barça hat

Hat for lovers of FC BARCELONA

Gauge: 24 sts per 10 cm.

Size: hat circumference 50 cm, head circumference 54 – 56 cm.

Yarn: Dale of Norway/Dalegarn Falk, 106 m / 50 g (sport).


Colours: Black, yellow, light red, dark red, blue, white.

You'll need appr. 30 g of each of the colours dark red and blue, and just a few g of the other colours. The hat weighs just over 70 g.





CHART A



p purl


knit

CO 108 sts with black yarn. 1st round: k.
2nd round: p. Cut yarn.

Next round k 2 yellow, k 2 red. At the same time, m 1 st every 9th st (= 120 st)
Next 7 rounds: k 2 yellow, p 2 red. (Chart A).
Cut yarn.

With black: k 1 round, p one round. Cut yarn

CHART B



Next rounds k 6 blue, k 6 dark red.
(Chart B)

Work this pattern till hat measures 10 - 14 cm, depending on how long you want the hat. (Hat in the photo: 13 cm)
Cut yarn.

With black k one round. On next round * p 3, p2tog * (= 96 sts) Then follow chart C (three repeats). Cut yellow yarn. With black, k one round. On next round * p 3, p2tog * (= 77 sts). Cut yarn.

CHART C


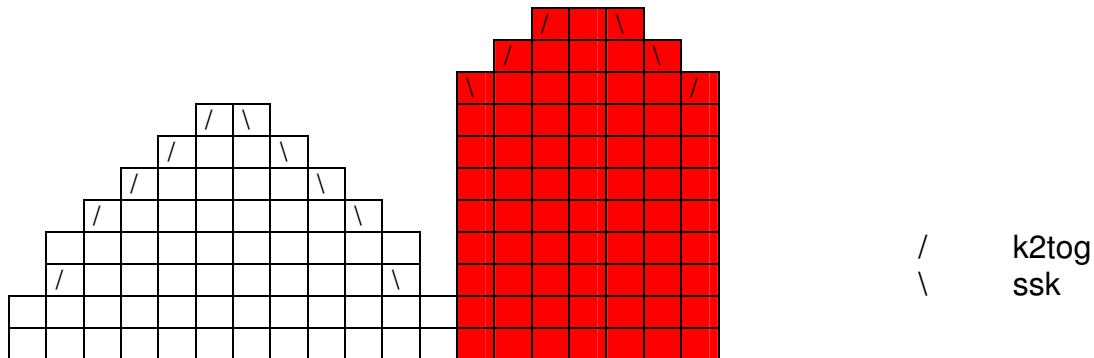


CHART D



With white and red, work according to chart D. Start round with k2tog (= 76 sts). There will be four repeats of this chart. Decrease according to chart. Switch to double pointed needles when hat gets too small for circular. After last chart round, you have 12 sts. k1, k2tog for one round. Cut yarn. Draw the yarn through the 8 remaining sts.

Finishing: Weave in ends. Wash and dry.(Block if needed) Wear!



All content and photos are © torirot design. The pattern is for personal and non-profit use only. All rights reserved.