



juventus hat

Gauge: 20 sts per 10 cm
 Size: Medium, fitting children from about 10 to adults. (Hat circumference 48 cm)
 Yarn suggestion: Juvel or pt4 (dk).
 Colours: Black, white, yellow
 Needle: Circular needles 3,5 and 4 mm, dpn's 4 mm (or needles to give right gauge).

Abbreviations


dpn	double pointed needle
k	knit
k2tog	knit two together
p	purl
rem	remaining
st(s)	stitch(es)



Cast on 96 sts with yellow yarn on smaller needles and work garter sts (knit all rows) for 8 rows. Cut yellow yarn. Change to larger needles and join in the round. Work according to chart with black and white yarn. The pattern outlined in yellow is repeated through out the round. When chart is finished, you start decreasing as follows:

2 rounds of white:
 1st round: * k4, k2tog* repeat from *-*
 2nd round: k
 Yellow: K 2 rounds.
 2 rounds of white:
 1st round: * k3, k2tog* repeat from *-*
 2nd round: k

Then work in stockinette stitch and stranded pattern with black and white: * 4 black, 4 white* repeat from *-* for three rounds.



Continue working black over black and white over white, while you decrease as follows:


1. *k2, k2tog* repeat from *-*
2. k
3. *k1, k2tog* repeat from *-*
4. k
5. *k2tog* repeat from *-*

Cut black yarn.

6. *k2tog* repeat from *-*


Cut white yarn and draw yarn through rem 9 sts.

Sew the border together in the back.
 Weave in ends. Wash and block if needed.



Thanks for helping us raise money for a new football ground in Lillehammer, Norway!

Remember this is your personal copy.



www.kunstgress-lillehammer.blogspot.com

Content and photos are © 2009 torirot design.
The pattern is for personal and non-profit use only. All rights reserved.