


STONEWALL 50 HEADBAND




by DUKE OF NIKKO

Happy **#Stonewall50!** 2019 is a very special year in U.S. LGBTQ history as it marks the 50th anniversary of the June 1969 Stonewall Riots. LGBTQ people fought back during a routine police raid of the Stonewall Inn, a gay bar in New York City, which became a key turning point in the LGBTQ civil rights movement.

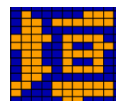
To commemorate this historic event, I created a headband pattern with letters knitted in stranded (fair isle) knitting. The letters read "STONEWALL 50 石垣五十 (Ishi Gaki Go Juu)." The latter part is **Japanese kanji characters**, comprising of 4 letters meaning Stone, Wall, Five, and Ten (Stonewall 50), respectively.



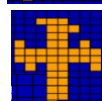
Pronunciation: Ishi
Meaning: Stone



Pronunciation: Go
Meaning: Five



Pronunciation: Gaki
Meaning: Wall / Fence



Pronunciation: Juu
Meaning: Ten

Skill Level: Intermediate

Skills Needed: Stranded (fair isle) knitting in the round.

Finished Size: Adult Medium Size (22-inch circumference). Also see Gauge adjustments.

Suggested Materials:

- Mirasol Yarn Pima Kuri Cotton Worsted 208 yards / 190m (3.52oz / 100 g)
1 hank in #42 Cobalt (Color A) and 1 hank in #8 Blazing Orange (Color B),
75 yards / 70 m (1.3 oz / 35 g) for Color A and 50 yards / 45 m (0.85 oz / 25 g) for Color B.
* I chose cotton because the pride month in NY is generally too warm for wool. You may substitute with wool if you live in a cooler climate.
- 1 set of US #5 (3.75 mm) circular needles (14" or longer), or size to obtain gauge
- Stitch marker
- Tapestry needle for weaving in ends

Gauge: 20 sts and 28 rows per 4" (10cm) in stockinette stitch worked in the round.

Gauge adjustments:

- To make it slightly larger (23-inch Large), use smaller size needles to make it 19 sts per 4".
- To make it slightly smaller (21-inch Small), use larger size needles to make it 21 sts per 4".
- For Child sizes, consider using Fine (Sport) or Super Fine (Fingering, Sock) yarn.

Pattern Notes:

1. Stranded knitting is prone to making the fabric pucker if you knit too tightly. Mind your tension and allow enough slack in the float. Also, weave in floats with the active stitch at every 2 to 3 stitch.
 2. Since the cotton yarn is generally not elastic, obtaining precise gauge is crucial for this project. Otherwise, you will end up with a headband that is too tight or too loose.
-

Charts

1. Cast on 112 stitches in Color A and join, pm
2. Follow the charts, working in the round
3. Bind off in Color A and weave in ends.
4. Block and sissy that walk!!

Yarn	Stitches	Borders
 Cobalt (A)	 k	 Break between words
 Blazing Orange (B)	 p	 Break between characters

Continue to Column 42

Chart 1: Columns 1 – 41 (Japanese characters)

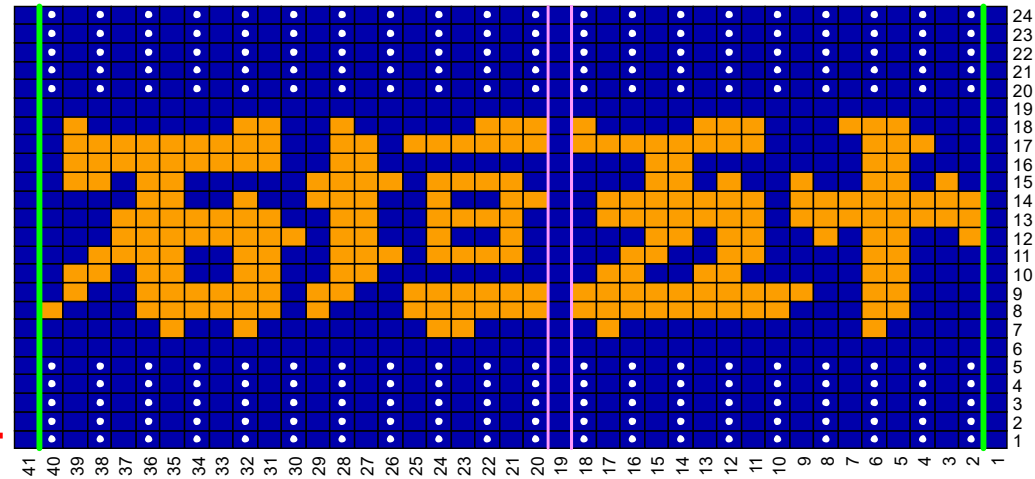
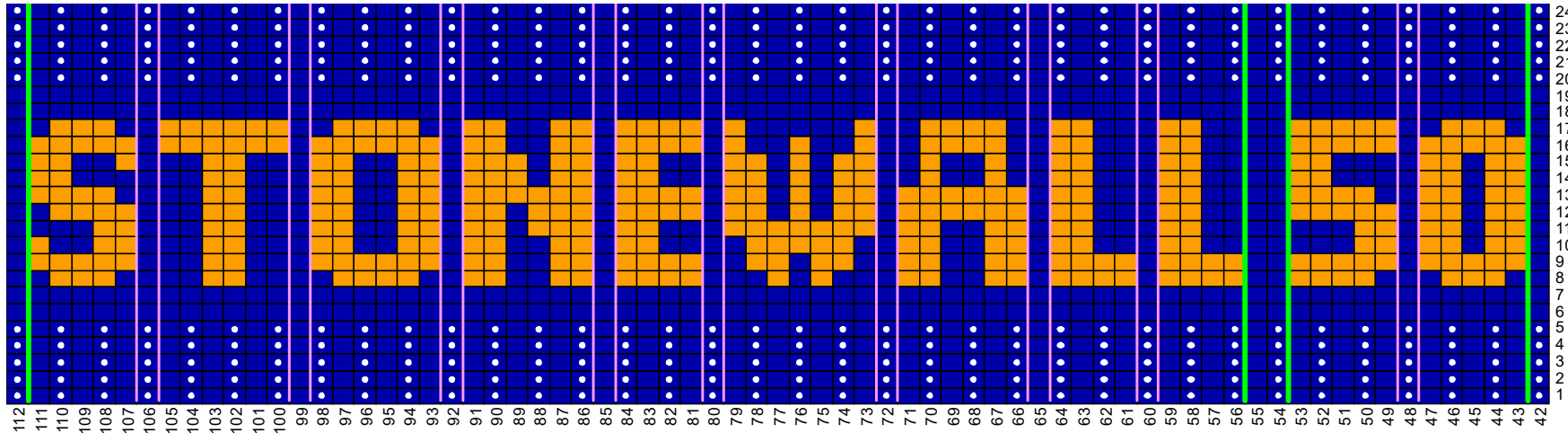



Chart 2: Columns 42 – 112 (English characters)





Written Instructions

Yarn

- Cobalt (A)
- Blazing Orange (B)

Cast on 112 stitches in Color A and join, place marker.

Rounds 1-5: [K1 in A, p1 in A] 56 times, slip marker (sm).

Round 6: K112 in A, sm.

Round 7: [K5 in A, k1 in B, k5 in A] twice, k2 in B, k5 in A, [k2 in A, k1 in B] twice, k77 in A, sm.

Round 8: K1 in A, [k3 in A, k2 in B] twice, k7 in B, k1 in A, [k6 in B, k3 in A, k1 in B, k1 in A] twice, k2 in A, k3 in B, k1 in A, [k2 in A, k4 in B] twice, k1 in A, k4 in B, k1 in A, [k2 in B, k2 in A] twice, [k1 in A, k1 in B] twice, k3 in A, k4 in B, k1 in A, k2 in B, [k2 in A, k2 in B] twice, k2 in B, [k4 in A, k2 in B] twice, k1 in B, k2 in A, sm.

Round 9: K2 in A, [k2 in A, k2 in B] twice, k7 in B, [k1 in B, k1 in A, k6 in B, k2 in A, k1 in B] twice, k3 in A, [k5 in B, k1 in A] twice, k1 in A, [k4 in B, k1 in A] twice, [k2 in B, k2 in A] twice, ([k2 in B, k1 in A] twice, k1 in A, k2 in B) twice, k1 in A, k6 in B, [k3 in A, k2 in B] twice, k3 in B, k1 in A, sm.

Round 10: [K4 in A, k2 in B, k1 in A] twice, k1 in A, k2 in B, k7 in A, [k2 in A, k2 in B] twice, (k2 in A, [k2 in B, k1 in A] twice) twice, k2 in B, k4 in A, [k3 in A, k2 in B] twice, k1 in A, [k2 in B, k2 in A] twice, k5 in B, k2 in A, (k1 in A, [k1 in A, k2 in B] twice) twice, [k2 in A, k2 in B, k1 in A] 3 times, k1 in A, k1 in B, k1 in A, sm.

Round 11: K2 in A, [k2 in A, k2 in B, k4 in A, k2 in B] twice, k2 in B, k1 in A, k1 in B, [k2 in B, k2 in A] twice, k4 in B, k4 in A, [k2 in B, k1 in A] 3 times, k6 in A, k2 in B, k1 in A, (k1 in A, [k1 in A, k2 in B] twice) twice, k5 in B, k3 in A, [k2 in B, k1 in A, k1 in B] twice, k1 in B, k1 in A, k2 in B, k2 in A, [k2 in A, k3 in A] 3 times, k1 in A, sm.

Round 12: [K1 in A, k1 in B, k2 in A, k2 in B] twice, k1 in A, k2 in B, k3 in A, [k2 in A, k1 in B] 3 times, k1 in B, k1 in A, k8 in B, k4 in A, [k1 in A, k2 in B] 3 times, k3 in B, k1 in A, [k3 in A, k2 in B] twice, k1 in A, k5 in B, [k1 in B, k1 in A, k1 in B] twice, k1 in A, k1 in B, [k1 in B, k1 in A, k3 in B] twice, k1 in A, [k2 in B, k1 in A] twice, k1 in A, k2 in B, [k3 in A, k2 in B] twice, k2 in B, k2 in A, sm.

Round 13: K1 in A, k1 in B, [k7 in B, k1 in A] twice, k2 in A, k2 in B, [k2 in B, k2 in A] twice, k7 in B, k5 in A, [k2 in B, k1 in A] twice, k1 in A, k4 in B, k1 in A, [k3 in A, k2 in B] twice, k1 in A, k5 in B, [k1 in B, k1 in A, k2 in B, k1 in A] twice, [k4 in B, k1 in A, k2 in B] twice, [k2 in A, k2 in B, k1 in A] twice, k3 in A, k4 in B, k1 in A, sm.

Round 14: K1 in A, k1 in B, [k7 in B, k1 in A] twice, k1 in A, k1 in B, (k1 in B, [k2 in A, k1 in B] twice, k1 in B) twice, k6 in A, k2 in B, k1 in A, k2 in B, [k4 in A, k2 in B] twice, k3 in A, k2 in B, [k2 in A, k1 in B] 3 times, [k1 in B, k1 in A] twice, k2 in B, k2 in A, [k1 in A, k2 in B] 3 times, k1 in B, k1 in A, k2 in B, k2 in A, [k2 in B, k3 in A] twice, k3 in A, k2 in B, k1 in A, sm.

Round 15: K1 in A, [k1 in A, k1 in B] twice, k1 in B, [k2 in A, k1 in B] twice, k1 in A, k2 in B, k5 in A, [k4 in B, k1 in A] twice, k1 in A, (k2 in A, [k1 in A, k2 in B] twice) twice, [k4 in A, k2 in B] twice, k3 in A, k2 in B, [k2 in A, k1 in B] 3 times, [k1 in B, k1 in A] twice, k2 in B, k2 in A, [k1 in A, k2 in B] 3 times, k1 in B, k1 in A, k2 in B, k2 in A, [k2 in B, k3 in A] twice, k1 in B, k2 in A, k2 in B, k1 in A, sm.

Round 16: [K4 in A, k2 in B, k3 in A] twice, k8 in A, k2 in B, k2 in A, k9 in B, k3 in A, [k5 in B, k1 in A] twice, [k3 in A, k2 in B] twice, k2 in A, k4 in B, [k2 in A, k1 in B] 3 times, k1 in A, k2 in B, [k2 in B, k1 in A] twice, k1 in A, [k2 in B, k1 in A, k4 in B] 3 times, k1 in B, k1 in A, sm.

Round 17: K3 in A, k3 in B, k4 in A, k4 in B, [k4 in B, k1 in A, k2 in B] twice, k2 in A, k9 in B, k2 in A, [k2 in A, k3 in B] twice, k2 in B, k1 in A, [k3 in A, k2 in B] twice, k2 in A, k3 in B, [k1 in B, k2 in A] twice, k3 in A, k1 in B, k1 in A, k4 in B, k1 in A, [k2 in B, k2 in A] twice, [k4 in B, k2 in A, k2 in B] twice, k1 in B, k2 in A, sm.

Round 18: K4 in A, [k3 in B, k3 in A] twice, [k1 in A, k1 in B] twice, k2 in B, k3 in A, [k2 in A, k1 in B] twice, [k1 in B, k6 in A] twice, k67 in A, sm.

Round 19: K112 in A, sm.

Rounds 20-24: [K1 in A, p1 in A] 56 times, sm.

Bind off in Color A and weave in ends. Block and sissy that walk!!

Thank you for downloading my pattern.

Happy knitting!!!

