


Amimoji
NIPPON (JAPAN)



Knitting Pattern Designed by:

DUKE OF NIKKO

Amimoji NIPPON (JAPAN)

This **Amimoji** design will produce a knitted headband using Japanese **Kanji** characters, **Nippon** (日本), meaning Japan. I created this headband for my running races and wore it for New York City Marathon to let spectators know my country origin.

Skill Level: Beginner Advanced
Skills Needed: Stranded knitting in the round
Finished Size: Adult Medium Size (20-inch circumference with generous elasticity).
Also see **Gauge** and **Pattern Notes**.

Suggested Materials:

- **Cascade Yarns Fixation (98% Cotton, 2% Spandex)**
1 ball in Black (Color A) and 1 ball in Golden Rod (Color B)

30 yards / 28m (0.6 oz / 15g) in Color A and 20 yards / 18m (0.4 oz / 10g) in Color B to produce 1 headband.

→ 1 ball of Color A and Color B can produce 3 headbands.

This is a very elastic yarn. If you are substituting yarns, avoid using non-elastic 100% cotton yarns, and go for more elastic yarns like Hikoo CoBaSi DK or Lana Grossa Elastico.

- US #4 (3.5mm) and US #5 (3.75mm) circular needles (16" or longer), or size to obtain gauge
- Tapestry needle and scissors for weaving in ends

Gauge: 22 sts per 4 in (10cm) in stockinette stitch using US #5 (3.75mm) needles worked in the round

To make it slightly larger, use smaller size needles to make it 20 sts per 4".

To make it slightly smaller, use larger size needles to make it 24 sts per 4".

Pattern Notes

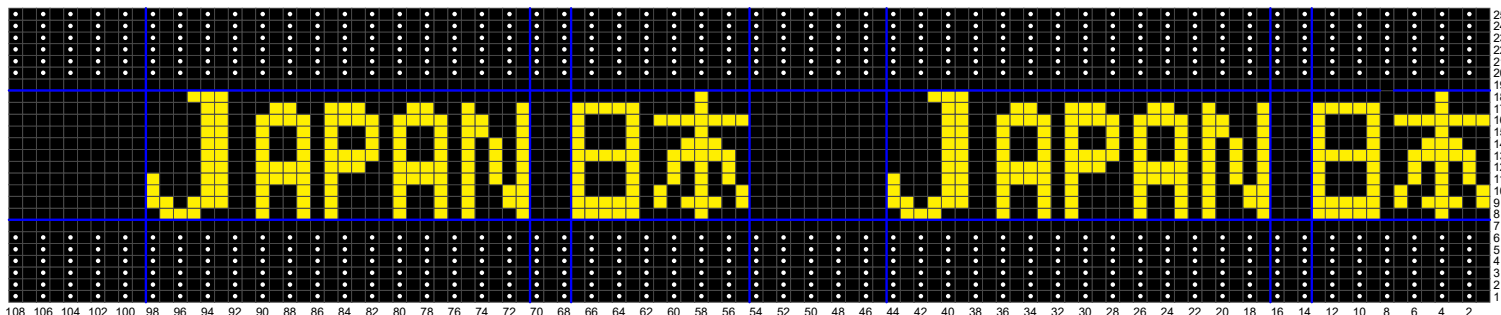
Stranded knitting is prone to making the fabric pucker if you knit too tightly. Mind your tension and allow enough slack in the float. Also, weave in floats with the active stitch at every 2 to 3 stitch.



Amimoji NIPPON (JAPAN)

Chart

Yarn		Stitches	
■ Black (A)		□ k	● p
■ Golden Rod (B)			



Instructions

Using US #4 (3.5mm) needles and Color A, cast on 108 stitches. Join.

There are many ways to cast on. Long Tail Cast On will work fine, but you may choose another stretchy cast on method.

BOTTOM RIBBING

Rounds 1-6: [K1, P1] in Color A 54 times.

MAIN BODY (Knit all stitches)

Round 7 through 19: Change to US #5 (3.75mm). Using the above chart, knit in the applicable color and carry the unused color yarn along the back of the work. If you have trouble following the chart, use the below color table (Repeat 54 more sts for each row):

Knit	1	2	3	4	5	6	7	8	9	10	11	12	13	14	15	16	17	18	19	20	21	22	23	24	25	26	27	28	29	30	31	32	33	34	35	36	37	38	39	40	41	42	43	44	45	46	47	48	49	50	51	52	53	54					
Round 7	A	A	A	A	A	A	A	A	A	A	A	A	A	A	A	A	A	A	A	A	A	A	A	A	A	A	A	A	A	A	A	A	A	A	A	A	A	A	A	A	A	A	A	A	A	A	A	A	A	A	A	A	A	A					
Round 8	A	A	A	B	A	A	A	A	B	B	B	B	B	A	A	A	B	A	A	B	A	B	A	A	B	A	A	A	A	B	A	B	A	A	A	B	A	A	A	A	A	B	B	B	A	A	A	A	A	A	A	A	A	A	A				
Round 9	B	A	B	B	B	A	B	A	B	B	B	B	B	A	A	A	B	B	A	A	B	A	B	A	A	B	A	A	A	A	B	A	B	A	A	A	B	A	A	A	A	B	B	B	A	A	A	A	A	A	A	A	A	A	A	A			
Round 10	B	A	A	B	A	B	A	B	A	A	A	B	A	A	B	A	B	A	A	B	A	B	A	A	B	A	A	A	A	B	A	B	A	A	A	B	A	A	A	B	B	A	A	A	B	A	A	A	A	A	A	A	A	A	A	A			
Round 11	A	B	A	B	A	B	A	B	A	A	A	B	A	A	B	A	B	A	B	A	B	A	B	B	B	B	A	A	A	B	A	B	B	B	B	B	A	A	A	B	A	A	B	A	A	A	A	A	A	A	A	A	A	A	A	A			
Round 12	A	B	A	B	A	B	A	B	A	A	A	B	A	A	B	A	B	A	B	A	B	A	B	B	B	B	A	A	B	B	B	B	B	B	B	A	A	A	B	A	A	A	A	A	A	A	A	A	A	A	A	A	A	A	A	A			
Round 13	A	B	B	B	B	B	A	A	B	B	B	B	A	A	B	A	B	A	B	A	B	A	B	A	A	B	A	A	B	A	B	A	B	A	A	B	A	A	A	B	B	A	A	A	A	A	A	A	A	A	A	A	A	A	A	A	A		
Round 14	A	A	B	B	A	A	B	A	A	A	B	A	A	B	A	A	B	A	B	A	B	A	B	A	A	B	A	A	B	A	B	A	B	A	A	B	A	A	A	B	B	A	A	A	A	A	A	A	A	A	A	A	A	A	A	A	A		
Round 15	A	A	A	B	A	A	A	B	A	A	A	B	A	A	B	A	A	B	A	B	A	B	A	B	A	A	B	A	A	B	A	B	A	A	B	A	A	A	B	A	A	A	A	A	A	A	A	A	A	A	A	A	A	A	A	A	A	A	
Round 16	B	B	B	B	B	B	A	A	B	A	A	B	A	A	B	A	B	A	B	A	B	B	B	B	B	A	A	B	A	B	B	B	B	B	B	A	A	A	B	B	A	A	A	A	A	A	A	A	A	A	A	A	A	A	A	A	A	A	
Round 17	A	A	A	B	A	A	A	B	B	B	B	A	A	B	A	A	B	A	A	B	A	B	A	A	B	A	A	B	A	A	B	B	B	A	B	B	A	A	A	B	B	A	A	A	A	A	A	A	A	A	A	A	A	A	A	A	A	A	
Round 18	A	A	A	B	A	A	A	A	A	A	A	A	A	A	A	A	A	A	A	A	A	A	A	A	A	A	A	A	A	A	A	A	A	A	A	A	A	A	A	A	A	A	A	A	A	A	A	A	A	A	A	A	A	A	A	A	A	A	
Round 19	A	A	A	A	A	A	A	A	A	A	A	A	A	A	A	A	A	A	A	A	A	A	A	A	A	A	A	A	A	A	A	A	A	A	A	A	A	A	A	A	A	A	A	A	A	A	A	A	A	A	A	A	A	A	A	A	A	A	A

TOP RIBBING

Rounds 20-25: Change to US #4 (3.5mm) needles, [K1, P1] in Color A 54 times.

Bind off using Color A, cut the yarns and weave in ends.

There are many ways to bind off. Try not to bind off too tightly, or choose a stretchy bind off method like Jenny's Surprisingly Stretchy Bind Off.

GLOSSARY

- K / k Knit
- P / p Purl
- sts stitches

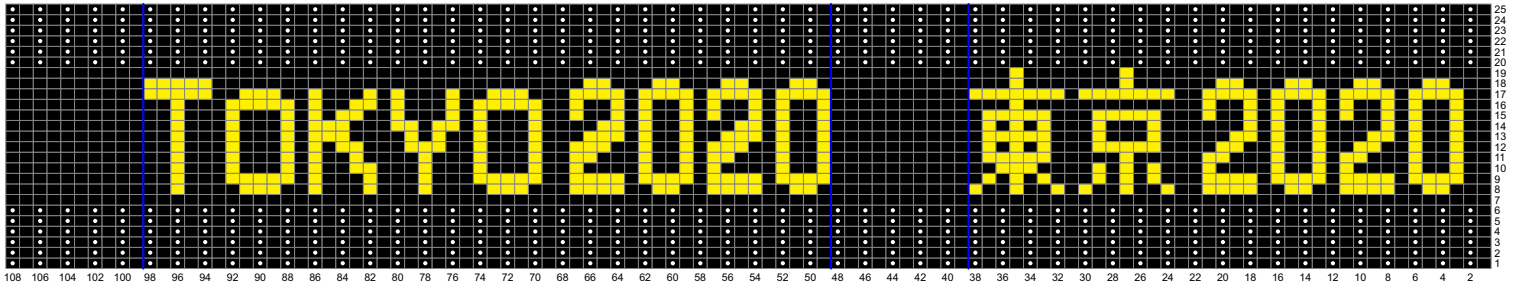


BONUS CHARTS

TOKYO 2020

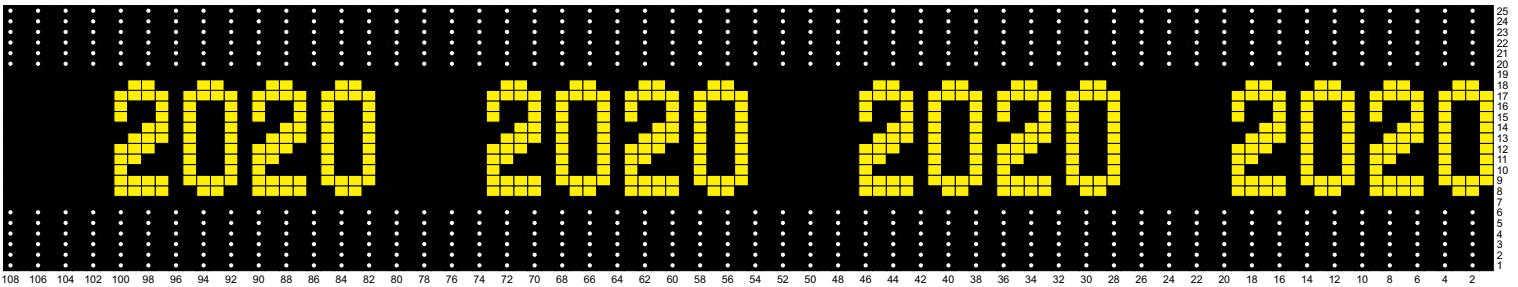
The City of Tokyo (東京) will host 2020 Summer Olympics.

Yarn		Stitches	
■	Black (A)	□	k
■	Golden Rod (B)	●	p



2020

For New Year's Eve of 2020!



If your brain can not handle following the chart from the bottom row, right to left upward, you can try knitting from the top row, left to right downward.



Duke's World of Knitting

Amimoji

Have you heard of **Amigurumi** (編みぐるみ)? The phrase consists of two words – **Ami** (編み) means Knit / Crochet, and **Gurumi** (ぐるみ) means Stuffed. It is knitted/crocheted stuffed objects (like animals, dolls, food, etc.). **Amigurumi** has become a widely known art form of knitting/crocheting.

How about **Emoji** (絵文字)? **E** (絵) means Picture, and **Moji** (文字) means Characters as in language. **Emoji** is a visual representation of expressions or objects, commonly used in social media.

Amimoji (編み文字) is the term I'm using for knitted (**Ami**) characters (**Moji**). The inspiration came from cool tattoos of characters and calligraphy (although I don't have tattoos on myself). How cool is it to do that in knitting? Very cool, I'd say!

Kanji

The type of characters used in this pattern is called **Kanji** (漢字). **Kanji**, also known as *Hanja*, *Hanzi*, etc., literally means characters of Han (dynasty of China about 2000 years ago). There are thousands and thousands of characters, and Japan adopted them more than 1000 years ago.

Kanji is an essential part of Japanese language. Most of **Kanji** characters are considered logo-grams, meaning they visually represent shapes and forms of an actual object. When Japanese people see **Kanji** characters, they visualize the object represented by the characters. **Kanji** is more than just alphabets.

Knitting (**Amimono**, 編み物) is also something Japan adopted from another part of the world, most likely introduced while doing trades with Portugal and Spain in the 17th century.

Combining the imported forms of art (**Kanji** and **Amimono**), I hope my **Amimoji** design will pay homage to the great diversity of cultures and bring unity to the world of knitting!

About Duke of Nikko

Duke of Nikko is a designer based in New York City. **Duke** is originally from Japan (his real name is *Daisuke*), and he adopted the American name Duke when he started working in the U.S.

Nikko is a scenic city in Japan, where Duke has fond memories of dating his partner back in 1998. The word Nikko (日光) literally means Sun Light in Japanese. When he and his partner adopted a cat in 2000, they named the cat Nikko. In 2017, shortly after the passing of Nikko the cat, he named his consulting business Nikko Consulting Services, Inc. so that the name Nikko lived on.

As the word Nikko holds a special place in Duke's heart, he decided to use **Duke of Nikko** as his designer name.

Contact and Support

For questions and pattern support, please email dukeofnikko@gmail.com

You might also like:

Sara (Dish) dish cloth



<https://www.ravelry.com/patterns/library/sara-dish-dish-cloth>

Stonewall 50 Head Band



<https://www.ravelry.com/patterns/library/stonewall-50-head-band>