



Leafy Forest BLANKET

SYMBOLS

 RS: knit
WS: purl

 RS: purl
WS: knit

 yo

 ssk

 k2tog

 sk2p

ABBREVIATIONS

St (sts): stitch (stitches)

RS, WS: right side, wrong side

K: knit

P: purl

Yo: yarn over

K2tog: knit 2 together

Ssk: slip slip knit

S2kp: slip 2 knitwise together, knit 1,
pass slipped stitches over.

The blanket I made is approximately 32 x 44 in (wide x long). It was knit using 1100-1200m of worsted weight yarn and US size 6 knitting needles.

If you want to make a blanket sized to your needs, use knitting needles suitable for the yarn you've chosen, check the gauge, and cast on a multiple of 14 sts, plus 21.

LEAFY FOREST PATTERN

Cast on 161 sts.

Garner stitch border.

Rows 1 - 10: Knit.

Lace pattern.

Row 11: K7, p147, k7.

Row 12: K9, p2, *p1, k11, p2 ; work from * 10 times, p1, k9.

Row 13: K6, p2, k2tog, yo, *k1, yo, ssk, p9, k2tog, yo ;
work from * 10 times, k1, yo, ssk, p2, k6.

Row 14: K8, p3, *p2, k9, p3 ; work from * 10 times, p2, k8.

Row 15: K5, p2, k2tog, k1, yo, *k1, yo, k1, ssk, p7, k2tog, k1, yo ;
work from * 10 times, k1, yo, k1, ssk, p2, k5.

Row 16: K7, p4, *p3, k7, p4 ; work from * 10 times, p3, k7.

Row 17: K5, p1, k2tog, k2, yo, *k1, yo, k2, ssk, p5, k2tog, k2, yo ;
work from * 10 times, k1, yo, k2, ssk, p1, k5.

Row 18: K6, p5, *p4, k5, p5 ; work from * 10 times, p4, k6.

Row 19: K5, k2tog, k3, yo, *k1, yo, k3, ssk, p3, k2tog, k3, yo ;
work from * 10 times, k1, yo, k3, ssk, k5.

Row 20: K5, p6, *p5, k3, p6 ; work from * 10 times, p5, k5.

Main pattern.

Row 21: K5, yo, k4, *s2kp, k4, yo, p3, yo, k4 ;
work from * 10 times, s2kp, k4, yo, k5.

Row 22: K6, p5, *p4, k5, p5 ; work from * 10 times, p4, k6.

Row 23: K5, p1, yo, k3, *s2kp, k3, yo, p5, yo, k3 ;
work from * 10 times, s2kp, k3, yo, p1, k5.

Row 24: K7, p4, *p3, k7, p4 ; work from * 10 times, p3, k7.

Row 25: K5, p2, yo, k2, *s2kp, k2, yo, p7, yo, k2 ;
work from * 10 times, s2kp, k2, yo, p2, k5.

Row 26: K8, p3, *p2, (k3, p3) × 2 ; work from * 10 times, p2, k8.

Row 27: K6, p2, yo, k1, *s2kp, k1, yo, p2, k2tog, yo, k1, yo, ssk, p2, yo, k1 ;
work from * 10 times, s2kp, k1, yo, p2, k6.

Row 28: K9, p2, *p1, k3, p5, k3, p2 ; work from * 10 times, p1, k9.

Row 29: K7, p2, yo, *s2kp, yo, p2, k2tog, (k1, yo) × 2, k1, ssk, p2, yo ;
work from * 10 times, s2kp, yo, p2, k7.

Row 30: K11, *k3, p7, k4 ; work from * 10 times, k10.

Row 31: K8, p2, *p3, k2tog, k2, yo, k1, yo, k2, ssk, p2 ;
work from * 10 times, p3, k8.

Row 32: K11, *k2, p9, k3 ; work from * 10 times, k10.

Row 33: K8, p2, *p2, k2tog, k3, yo, k1, yo, k3, ssk, p1 ;
work from * 10 times, p3, k8.

Row 34: K11, *k1, p11, k2 ; work from * 10 times, k10.

Row 35: K8, p2, *p2, yo, k4, s2kp, k4, yo, p1 ;
work from * 10 times, p3, k8.

Row 36: K11, *k2, p9, k3 ; work from * 10 times, k10.

Row 37: K8, p2, *p3, yo, k3, s2kp, k3, yo, p2 ; work from * 10 times, p3, k8.

Row 38: K11, *k3, p7, k4 ; work from * 10 times, k10.

Row 39: K8, p2, *p4, yo, k2, s2kp, k2, yo, p3 ; work from * 10 times, p4, k7.

Row 40: K9, p2, *p1, k3, p5, k3, p2 ; work from * 10 times, p1, k9.

Row 41: K6, p2, k2tog, yo, *k1, yo, ssk, p2, yo, k1, s2kp, k1, yo, p2, k2tog, yo ;
work from * 10 times, k1, yo, ssk, p2, k6.

Row 42: K8, p3, *p2, (k3, p3) × 2 ; work from * 10 times, p2, k8.

Row 43: K5, p2, k2tog, k1, yo, *k1, yo, k1, ssk, p2, yo, s2kp, yo, p2, k2tog, k1, yo ;
work from * 10 times, k1, yo, k1, ssk, p2, k5.

Row 44: K7, p4, *p3, k7, p4 ; work from * 10 times, p3, k7.

Row 45: K4, p2, k2tog, k2, yo, *k1, yo, k2, ssk, p5, k2tog, k2, yo ;
work from * 10 times, k1, yo, k2, ssk, p2, k4.

Row 46: K6, p5, *p4, k5, p5 ; work from * 10 times, p4, k6.

Row 47: K3, p2, k2tog, k3, yo, *k1, yo, k3, ssk, p3, k2tog, k3, yo ;

work from * 10 times, k1, yo, k3, ssk, p2, k3.

Row 48: K5, p6, *p5, k3, p6 ; work from * 10 times, p5, k5.

Repeat rows 21-48 until you reach desired length.

Go on to knit rows 49-70.

Row 49: K3, p2, yo, k4, *s2kp, k4, yo, p3, yo, k4 ;

work from * 10 times, s2kp, k4, yo, p2, k3.

Row 50: K6, p5, *p4, k5, p5 ; work from * 10 times, p4, k6.

Row 51: K4, p2, yo, k3, *s2kp, k3, yo, p5, yo, k3 ;

work from * 10 times, s2kp, k3, yo, p2, k4.

Row 52: K7, p4, *p3, k7, p4 ; work from * 10 times, p3, k7.

Row 53: K5, p2, yo, k2, *s2kp, k2, yo, p7, yo, k2 ;

work from * 10 times, s2kp, k2, yo, p2, k5.

Row 54: K8, p3, *p2, k9, p3 ; work from * 10 times, p2, k8.

Row 55: K6, p2, yo, k1, *s2kp, k1, yo, p9, yo, k1 ;

work from * 10 times, s2kp, k1, yo, p2, k6.

Row 56: K9, p2, *p1, k11, p2 ; work from * 10 times, p1, k9.

Row 57: K7, p2, yo, *s2kp, yo, p11, yo ; work from * 10 times, s2kp, yo, p2, k7.

Garter stitch border

Rows 58 - 70: Knit.

Finishing

Bind off loosely.


Weave in all ends, block as desired.

If you have any questions regarding this pattern, please feel free to email me at nalhcib@gmail.com. My English is very bad, so please don't ask difficult questions 😞

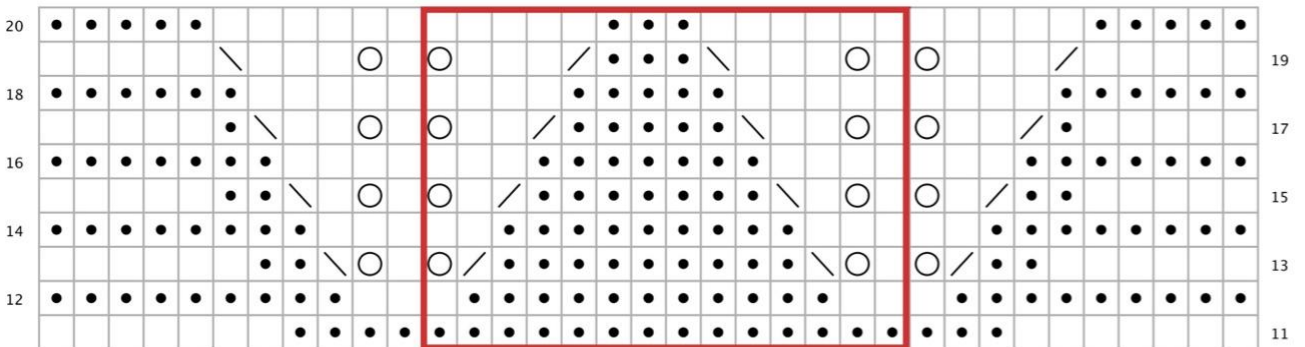
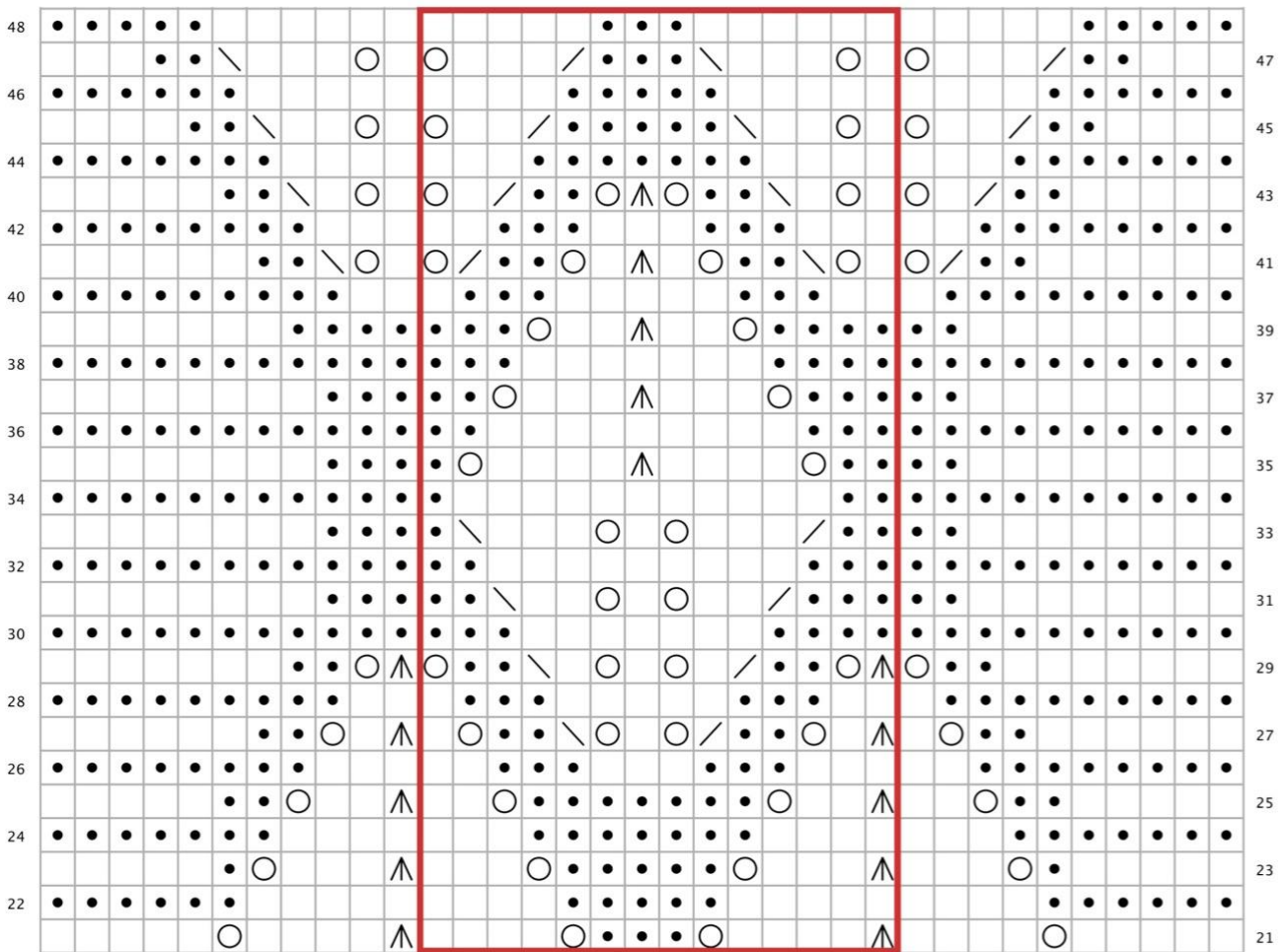
I hope the patterns on [my blog](#) and [Ravelry](#) continue to inspire you!

Happy knitting,

Nalhcib



MAIN PATTERN (REPEAT rows 21-48)



REPEAT